



Saturation Approach in the Holistic Development of District

Presented by:

Kunal Dudawat

Collector & District Magistrate
Kondagaon(C.G)

District Profile

Sr.	Indicators	Kondagaon
1	Total area in sq. Km.	7768 sq. km
2	Total Villages	583
3	Total Population	6,61,391
4	Population Density (per sq. km)	130
5	Population sex ratio	1047
6	Literacy rate	65.49%
7	Total ST Population (71.64%)	4,73,857

Challenges

Left Wing Extremism

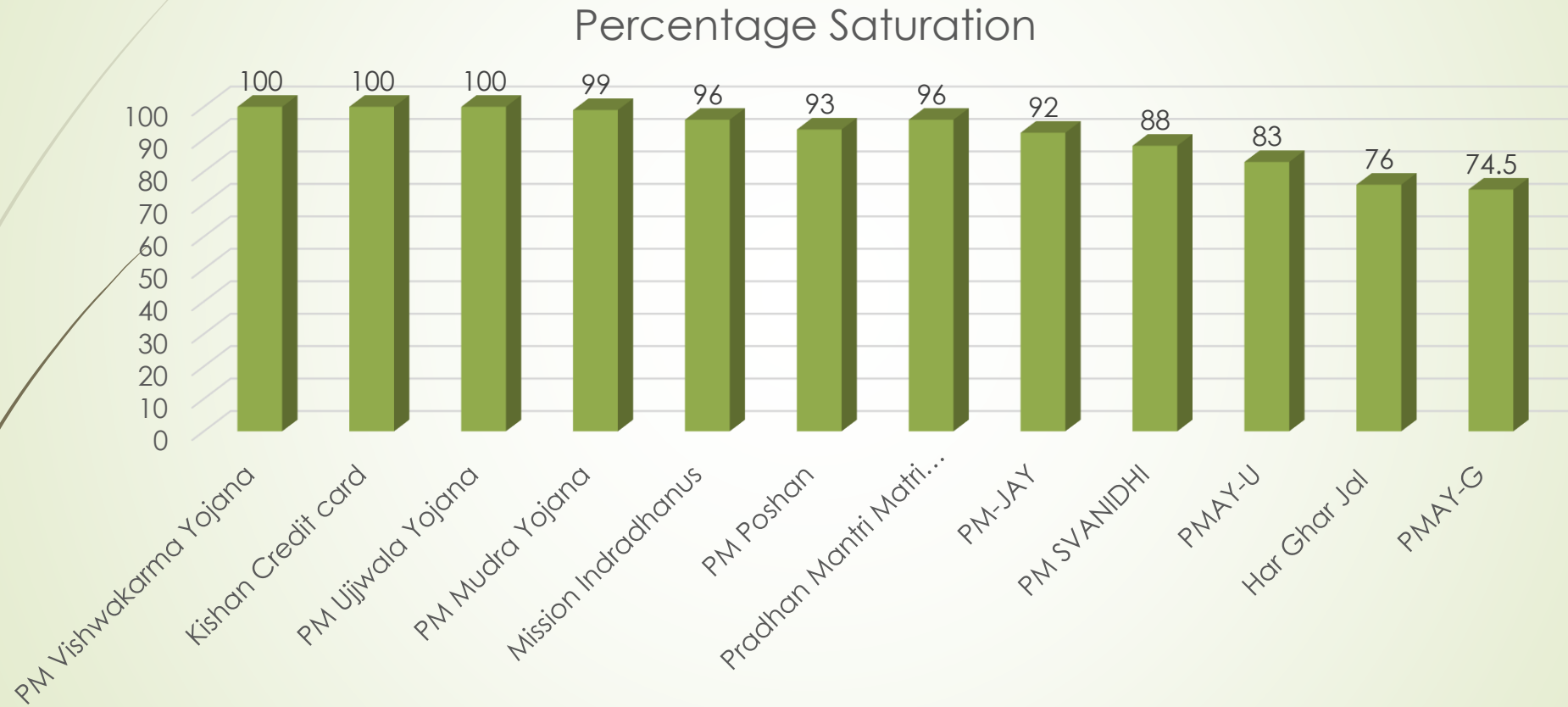
Dominated by Tribal Population (71.64%)

Low Literacy Rate:
65.49%

Challenging
Geographical Terrain

Language barrier
(Halbi, Gondi)

Saturation of Major Schemes



Strategy

Jan Bhagidari

Interdepartmental
Coordination

**Grievance
Redressal**

Door 2 Door
Survey and IEC
Activities

Convergence

Capacity Building

District Level
Nodal Officers for
GP

Ayushman Bharat Card Coverage

Ayushman Card Coverage

- Total Ration card: 579168
- Total Ayushman Card: 91.57% (530344)
- 102153 new members added since Jan-24
- Total claim under PM-JAY: 18.95 cr benefiting 24185

Strategy

- Capacity building of HWC
- Micro Level camp planning
Mobilisation plan for 170 HWC
- Community Health Worker, AWW, PRI representative, Yuvoday Volunteer Engagement
- D2D campaign for left out beneficiaries

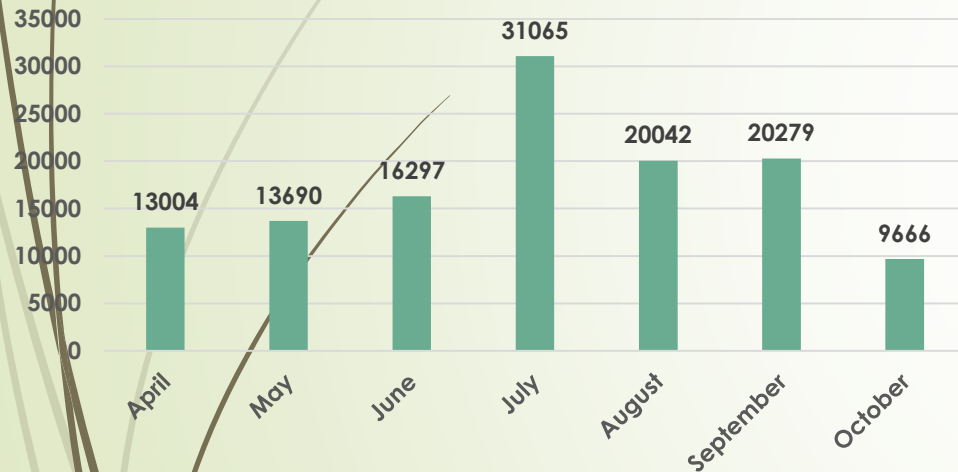


NCD Screening

Total Screening target: 47632

Total screened as on Nov : 124374 (261%)

NCD Screening Month wise- 24



Strategy

1. Micro-Level Camp Planning and Monitoring
2. Community Health Worker Engagement (Mitaniins)
3. Public Awareness Campaigns
4. Integrated Screening Camps
5. Regular Monitoring through DHS



Sickle Cell Anemia

Total Target

• 486720

Total tested

• 549948
(112%)

Negative

• 528909

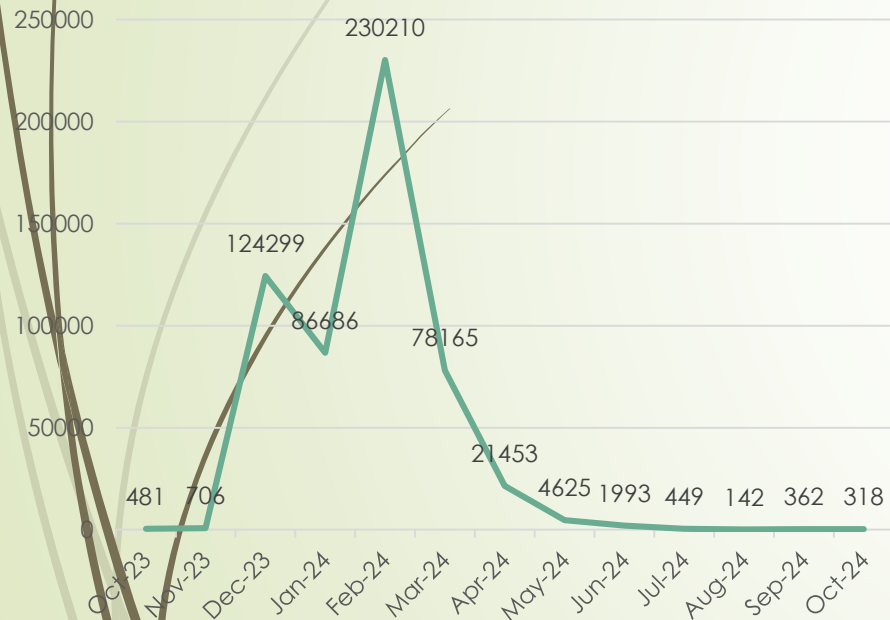
Carrier

• 11627

Positive

• 719

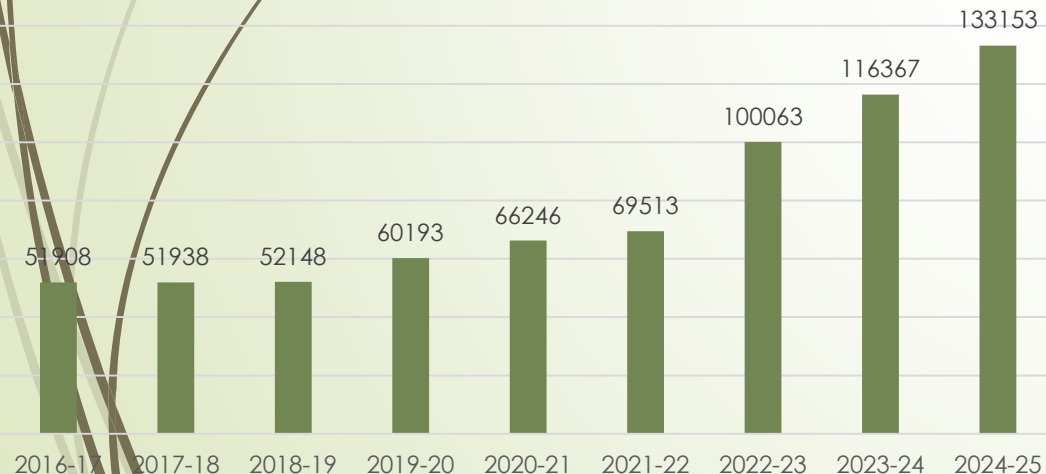
Total Screening



Agriculture- Kisan Credit Card

- Total KCC: 1,33,153 (100% Saturation)
- Total loan disbursement 170 Cr (FY 2024-25)

KCC issued Year wise



Challenges

- Joint family disputes delay access to KCC benefits as members fail to agree.

Strategy

- Camps at Village level.
- Capacity building of RAEO, Cooperative for KCC card creation and loan approval
- Continuous district-level monitoring ensured success.

KCC registration Camps/D2D



PM SVANidhi

PM SVANidhi

- Total Eligible Vendor: 1539
- Benefit from the schemes: 1362 (88%)

Strategy

1. Vendor Survey
2. Informative Meetings with ward parsad
3. Public Announcements
4. Councillor Involvement
5. Group Engagement
6. Pamphlet Distribution during haat bazaar
7. CRP Assistance



PM Viswakarma

Overview

- Total target: 7660
- Beneficiaries benefitted: 8585 (112%)

Strategy

- Consultative meetings with district level associations
- Coordination and Identification of beneficiaries through PRI
- Training and Capacity Building through livelihood college & training partner



PM Matru Vandana Yojna

Schemes Overview

- Target: 4260
- Achv: 4081
- % of Ach: 96%

Tracking of Pregnant women's right from ANC registration in VHSND sessions through Anganwadi Workers (AWWs), ASHAs, and ANMs

Organize community-level awareness drives through Anganwadi Centers, SHGs, and Panchayats.

Capacity building of field level workers

Weekly data tracking through VC at supervisor level like registration through AWW, proposal making, entry in portal etc

PM Poshan Yojna

Key Indicators

- HCM 25 Days(3-6 year children) – 86%
- THR 25 (Children 6 month – 3 year)– 95.94%
- PW THR 25 days -94.73%
- LM THR 25 days - 91.22%

Strengthen Infrastructure and Logistics

NRC – Coordination with health department

Nutri Garden

Jan Bhagidari - Nyota Bhoj

Supplementary Nutrition

Maya Madai

Ease of Living

- **Total Target:** 126,713
FHTC Achievement: 96615 (76.7%)
- 100% tap water connection in AW, school, government building through PRI
- Jal mitra at panchat level

Jal Jeevan Mission



- Total Awas: 3617
- Completed: 3015
- % completion: 83%

PMAY (Urban)



- 11916 (74.5%) Awas completed out of 15994 Awas sanctioned from 2016-23
- New sanction of 22808 Aawas in Sept 2024

PMAY (Rural)



- Total Ujjawal connection: 89753 (99.9%)
- Refilling rate of district 2.22

Pradhan Mantri Ujjwala Yojana



District Level Initiatives



Anemia Mukta
Kondagaon



Mawa
Kondannar &
Sampark Kendra



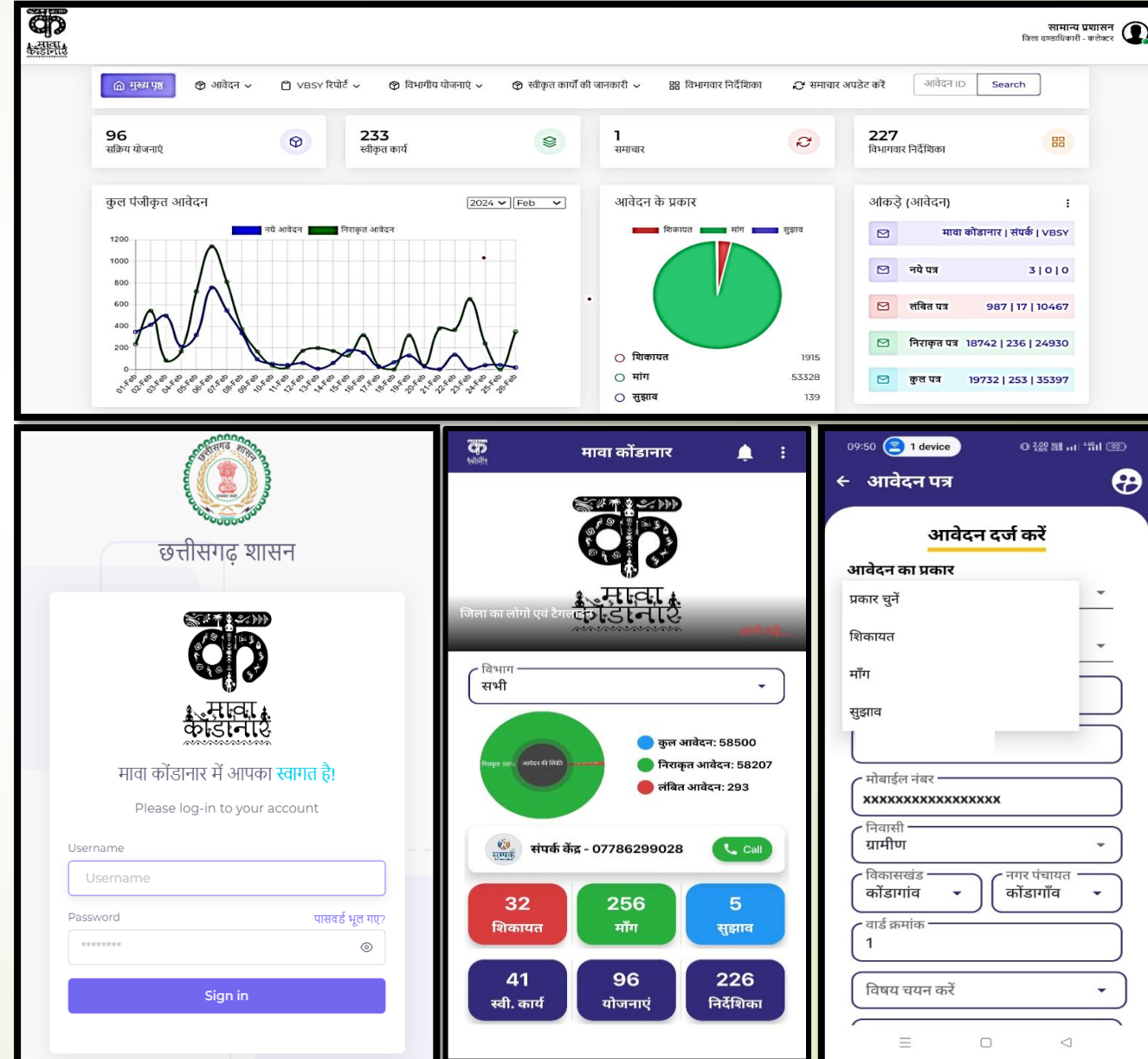
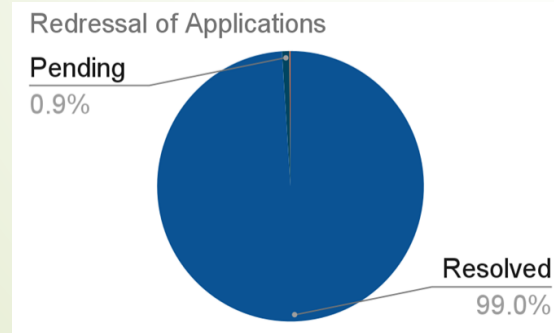
Yuvodaya
Kondannar
Champs



Mawa Kondannar



- Project Monitoring and Grievance Redressal Portal
- Information of Projects in the GP/ward
- IEC of Schemes
- Campaign and Priority Categorization
- SMS & Whatsapp Integration
- Enables two-way communication between public and administration and Enhances grievance redressal.



Sampark Kendra

Sampark is a single window system located in the district collectorate which can be reached through calls, WhatsApp messages linked to **Mawa Kondanaar Mobile** application. It enables citizens to submit and track their grievances, suggestions and demands from their homes. Nodal Officers of every Line department hold weekly Virtual Conferences with the citizens at the Gram Panchayat level and monitor the improvement of each initiative.



संपर्क केंद्र के माध्यम से अपनी समस्याओं एवं मांग को जिला प्रशासन तक पहुंचाएं।

प्रातः 10 बजे से शाम 5.30 तक
07786299028

सम्पर्क केन्द्र
जिला - कोण्डागाँव
मो. नं. - 07786299028
संवाद, समन्वय, समाधान

Anemia Mukh Kondagaon

- to monitor the **real-time Haemoglobin levels of individuals** at an interval of 1 month
- design targeted medical and community interventions to eradicate Anemia in Kondagaon district

The app records every individual's name and Hb level and gives information of prescribed diet as per the individual's Hb level.

A **Dashboard** is linked to the app that gives the status of Anaemia at District and Block level.

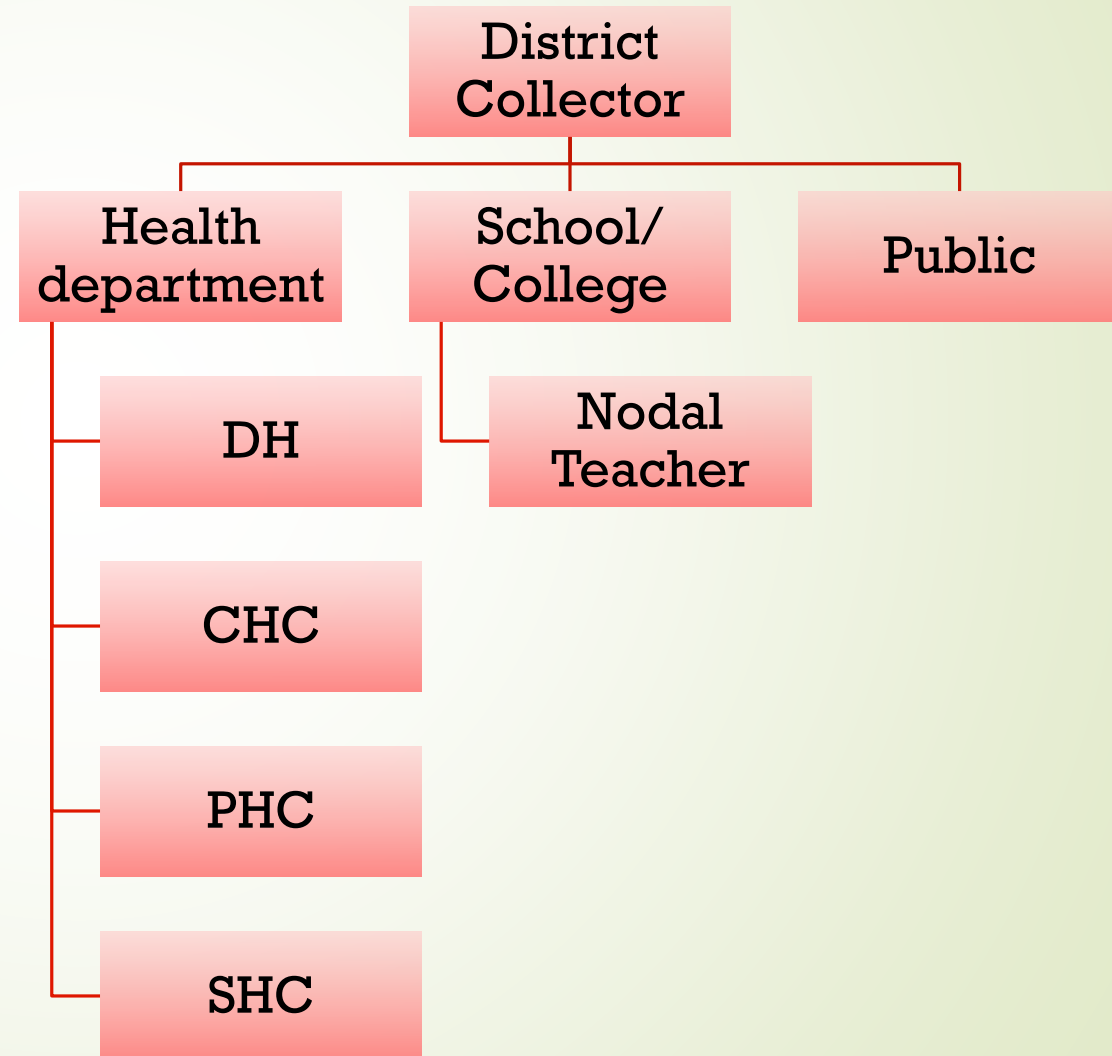


Anemia Mukh Kondagaon



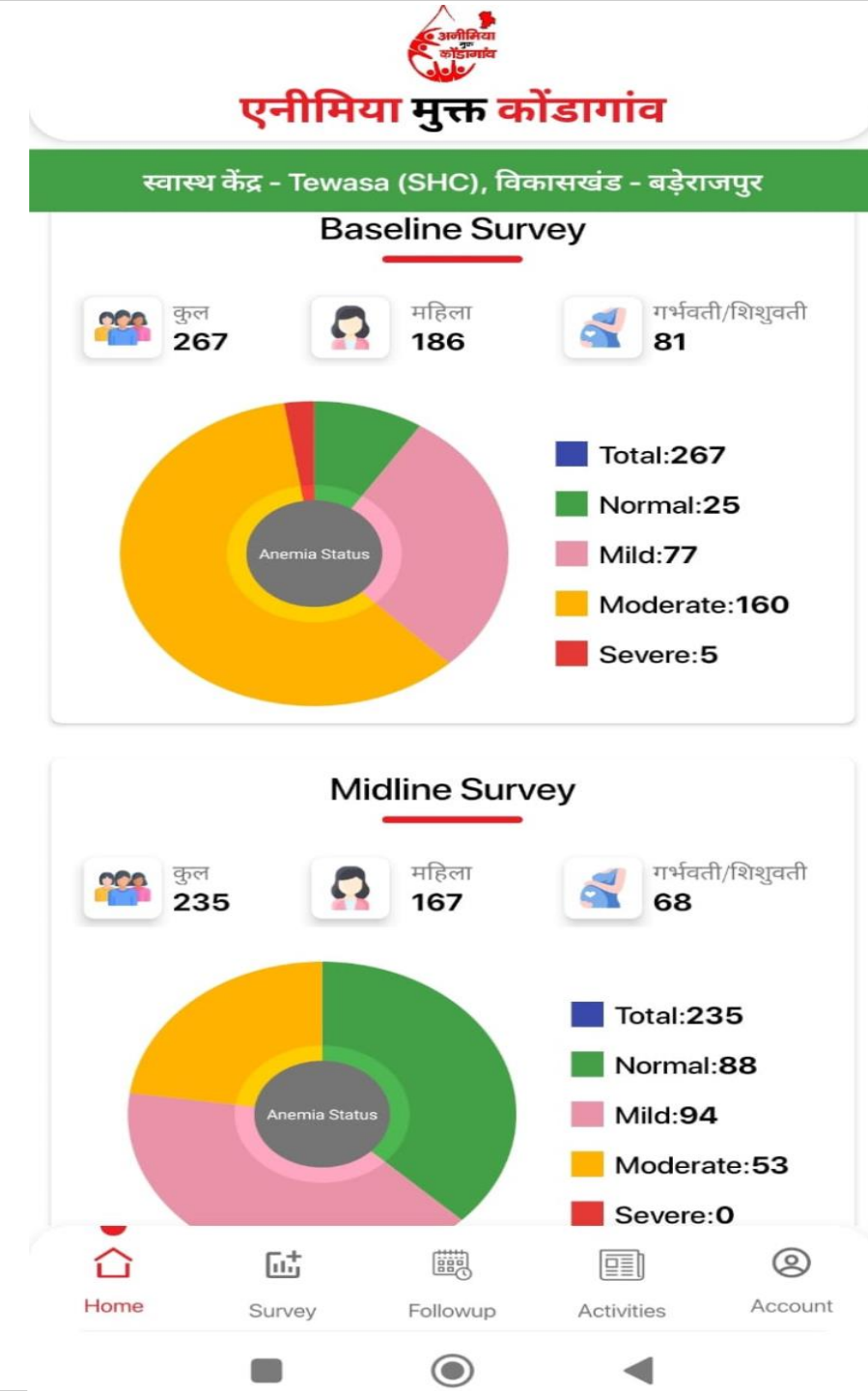
Login at different Administrative levels:

- The app has separate logins for the Health, School, College & Public level
- The Health facility code and UDISE Codes are used as user IDs.
- At the public level, anyone can register using their mobile number and track progress. Additionally, they can upload village activities after receiving permission from the admin.



2. Facility Report:

For a facility logged in, the total distribution of the surveyed women and the Category of Anemia is displayed in the report.



← व्यक्तिगत जानकारी

व्यक्तिगत जानकारी प्राप्त करने के लिए आधार कार्ड को स्कैन करें।



Scan Aadhaar card for Originality

आधार कार्ड स्कैन करें

आधार कार्ड नहीं है?

मैन्युअल रूप से भरें



← Scan Aadhaar Card



3. Authentic Data Collection Method:

- Beneficiary details are captured by scanning QR code on the Aadhar Card .
- Name, address, date of birth.
- A verbal consent taken before adhar usage



pramila

Moderate

पिता/पति का नाम
ganesh

उम्र: 16 वर्ष, 4 माह HB: 8.4 g/dl

विकासखंड: कोंडागांव ग्राम: बम्हनी



prabha

Mild

पिता/पति का नाम
damru

उम्र: 15 वर्ष, 2 माह HB: 11.8 g/dl

विकासखंड: कोंडागांव ग्राम: बम्हनी



nahak

Moderate

पिता/पति का नाम
parendra

उम्र: 15 वर्ष, 9 माह HB: 9.7 g/dl

विकासखंड: कोंडागांव ग्राम: बम्हनी



rukmani

Moderate

पिता/पति का नाम
fagu

उम्र: 15 वर्ष, 10 माह HB: 8.4 g/dl

विकासखंड: कोंडागांव ग्राम: बम्हनी



सर्वेक्षण की जानकारी



नाम

पिता का नाम

माता का नाम

मोबाइल नंबर

जन्मतिथि

DD/MM/YYYY

लिंग

☒ महिला

☐ क्या महिला गर्भवती हैं?

आधार नंबर

पता

विकासखंड

विकासखंड चुनें

ग्राम

ग्राम चुनें

एच. बी. वैल्यू

00.00

एच. बी. टेस्ट फोटो

Choose File

No File Choos...

जॉच स्थल

कोंडागांव/आमगांव

सुरक्षित करें

- On spot photo of individual is captured.
- Photograph of the **reading on the Haemoglobino meter** is captured.
- Thus ensuring 100% accuracy of beneficiary

Home

Survey

Account





Chhabila Markam

20 वर्ष, 11 माह | महिला



व्यक्तिगत जानकारी



पिता/पति का नाम : **Banshilal Markam**

माता का नाम : **sukontin**

मोबाइल नंबर :

जन्मतिथि : **03-03-2003**

आधार नंबर : **XXXXXXXX8726**

पता : **post tenwsa,khaspara
Visrampuree(np),Kondagaon 494347**

विकासखंड : **बड़ेराजपुर**

ग्राम : **तेनवासा**



सर्वेक्षण की जानकारी



पिता/पति का नाम : **Banshilal Markam**

माता का नाम : **sukontin**

मोबाइल नंबर :

जन्मतिथि : **03-03-2003**

आधार नंबर : **XXXXXXXX8726**

पता : **post tenwsa,khaspara
Visrampuree(np),Kondagaon 494347**

विकासखंड : **बड़ेराजपुर**

ग्राम : **तेनवासा**



सर्वेक्षण की जानकारी



1

Baseline Survey

09-02-2023

हीमोग्लोबिन का स्तर
10.2 g/dl

रिपोर्ट देखें

जाँच स्थल का पता
तेनवासा

2

Midline Survey

11-07-2023

हीमोग्लोबिन का स्तर
10.3 g/dl

रिपोर्ट देखें

जाँच स्थल का पता
तेनवासा

4. Tracking of Hb level of Individual Beneficiary over a time period:

- Details of beneficiary and Hb level are entered during Baseline survey.
- Hb levels during Midline and endline survey will be recorded by just entering the Aadhar number.



Anemia Reduction between Baseline & End Survey

Anemia Mukht Kondagaon Baseline Summary Report

Sn	Block	Normal	(%)	Mild	(%)	Moderate	(%)	Severe	(%)	Total	School Survey	College Survey	Open Survey	Pregnant and Lactating
1	KONDAGAON	2686	19	3163	22	8182	57	447	3.1	14478	3888	1138	9452	4286
2	MAKDI	1554	21	1576	21	3904	53	342	4.6	7376	2041	62	5273	2451
3	PHARASGAON	1985	26	1506	20	3807	50	338	4.4	7636	1807	216	5613	1240
4	KESHKAL	1963	27	1701	24	3373	47	206	2.8	7243	1993	464	4786	1274
5	BADERAJPUR	1528	24	1633	25	3104	48	160	2.5	6425	1697	93	4635	1457
TOTAL		9716	23	9579	22	22370	52	1493	3.5	43158	11426	1973	29759	10708

नोट:- बेसलाईन एनीमिया सर्वे में 77 प्रतिशत लोग एनिमिक पाये गये, मिडलाईन सर्वे में उन 77 प्रतिशत लोगों का उपचार पश्चात् टेस्टिंग किया गया

Anemia Mukht Kondagaon Mideline Summary Report

Sn	Block	Normal	(%)	Mild	(%)	Moderate	(%)	Severe	(%)	Total	Target	School Survey	College Survey	Open Survey	Pregnant and Lactating
1	KONDAGAON	4491	39	3811	33	3260	28	37	0.3	11599	11792	2962	954	7683	3290
2	MAKDI	2039	37	1870	34	1594	29	40	0.7	5543	5822	1536	31	3976	1891
3	PHARASGAON	2171	39	1707	30	1748	31	7	0.1	5633	5651	1354	210	4069	966
4	KESHKAL	2208	44	1409	28	1428	28	19	0.4	5064	5280	1325	248	3491	936
5	BADERAJPUR	1964	43	1404	30	1243	27	12	0.3	4623	4897	1228	72	3323	1048
TOTAL		12873	40	10201	31	9273	29	115	0.4	32462	33442	8405	1515	22542	8131

नोट:- बेसलाईन सर्वे से प्राप्त 77 प्रतिशत एनिमिक का उपचार पश्चात् मिडलाईन सर्वे में 40 प्रतिशत लोग एनीमिया से मुक्त हुये

Anemia Mukht Kondagaon Endline Summary Report 23-10-2024

Sn	Block	Normal	(%)	Mild	(%)	Moderate	(%)	Severe	(%)	Total	Target	School Survey	College Survey	Open Survey	Pregnant and Lactating
1	KONDAGAON	1655	47	992	28	881	25	6	0.2	3534	7108	682	129	2723	802
2	MAKDI	778	44	599	34	403	23	2	0.1	1782	3504	411	30	1341	518
3	PHARASGAON	934	46	554	27	557	27	3	0.1	2048	3462	476	18	1554	319
4	KESHKAL	817	46	468	26	493	28	4	0.2	1782	2856	307	23	1452	336
5	BADERAJPUR	412	30	377	28	556	41	17	1.2	1362	2659	290	18	1054	259
TOTAL		4596	44	2990	29	2890	28	32	0.3	10508	19589	2166	218	8124	2234

नोट:- एन्ड सलाईन सर्वे में लक्ष्य (19589) विरुद्ध अभी तक 10508 लोगों के टेस्टिंग हुई है, जिसमें 40 प्रतिशत एनीमिया से मुक्त हुये है।

Report According to both midline & Endline Servey	Total Anemia Free Person	Total Anemic Person Testing	Percentage	Total Severe Reduction Between Baseline & End line
	17469	42970	41%	92%

Yuvoday Kondannar Champs

YKC aims to create awareness and deliver services in health, nutrition, education, and social schemes to the last mile of the community.

1617 Registered Volunteers

IMPACT

- Strengthened the connection between the public and administration, thereby building community trust.
- Activities include identifying and mobilizing beneficiaries, such as pregnant women and children, to attend VHSND sessions.
- Facilitated access to benefits like Poshan Vatika, Ayushman Card, KCC, Awas Yojana, and skill training.



Saturation - Way Forward

Niyad Nellanar

PMAY-G
PMSMA
Ration Card
Ujjwala Yojana
PMMVY
MGNREGA Job card
IHHL

Ayushman Bharat
Card
Noni Suraksha
Yojana
Mahtari Vandan
Yojana
PM Kisan samman
Nidhi

KCC
Individual Forest Right
Patta
Domestic HH
Electrification
PM Kaushal Vikas
Yojana

PMJANMAN
Aadhar card
Labour Card
Bhaguni Prashuti
Yojana
JSY
Immunisation
Social Security
Pension

Thank You