

The logo for eMPSC ONLINE is displayed within a dark blue rectangular box. The text 'eMPSC ONLINE' is centered, with 'e' in white, 'MPSC' in orange, and 'ONLINE' in white. Below the box is a white horizontal bar with a small orange dot in the center.

eMPSC ONLINE

Service Oriented Architecture for Certificate and
Document Repository system for
MANIPUR PUBLIC SERVICE COMMISSION

BACKGROUND

- Traditional Examination application system – 4 rounds
- Hardship to applicants, especially from Hills
- Repeated Copies of Testimonials
- Repeated Evaluations
- Cash Handling
- Payment through Challans from Banks
- Difficulty in obtaining details and information of examinations to be conducted
- Archiving/ Storage related problems
- Crowd Control Difficulties
- Requirement of large number of manpower for form distribution, receipt and issue of admit card etc.

SOLUTION – eMPSC Online

- Website/Portal
- Information of examinations
- Online Submission system
- Repository for Certificates
- Payment Gateway
- SMS and email status update
- Automated Backend – Work Flow, Accounting, Examination Mgmt, Generation of Admit Card, Randomisation of Roll Nos., Allocation of Exam Centres
- Live chat support

PROJECT DETAILS

- Project Amount : Rs.49,50,000/-
- Sanction Date : 3rd February, 2014
- Phase I : Rs.39,60,000/-
- UCs submitted: 23.12.2014, 12.03.2015, 20.11.2015
- Went LIVE : January, 2016
- Phase II: Rs.8,65,506/-
- UC submitted : 8.09.2016
- Additional fund from State: Rs.18,36,100/-
- Project Period Over – State Govt. proposes to extend support from SI and further enhancement with State Govt. funding

Features of eMPSC ONLINE

- One Time registration of the candidates
- Online Payments
- SMS updation of the status of the application
- Status update on e-mail
- Spam control system through verification via e-mail and SMS
- QR codes on hall tickets
- Documents and certificate repository
- Eligibility engine to check the validity and eligibility of the candidate.
- Automated generation of Admit cards, attendance sheet through randomization algorithm.
- Live technical support for candidates facing difficulty in online processing and submission

Facts & Figures


- Number of Hits : **7.2Million hits** (72,05,854)
- Total amount transacted though online : **70.60 Lakhs**
- Total number of Online user registered : **32,819**
- Total number of Appointment notices : 19
- Total number of online queries answered :**4862**

Improvements and enhancements:

- To provide mechanism where internal promotion exams can also be hosted.
- Toll free number / support and dedicated HELP system to provide technical as well as non-technical support to the candidates with at least 2 Voice support, 3 mail and online support and two technical support.
- Integration of Learning Management System.
- Mobile App for candidates for real time status updation and important announcements etc.

Contd....

- An integrated information exchange system that can be used on exam days through the development of COMMAND and CONTROL centre which will link all exam coordinators and MPSC head office through integrated use of mobile technology, biometrics authentication, integrated portal etc.
- To add modules which can be used for Examination control such as provision for real time attendance on exam day, messaging and two way communication with all exam centres, Flash announcements of URGENT nature on exam day, etc.

₹ 789,000 TOTAL GMV	3,268 CAPTURED TRANSACTIONS	₹ 748,306.010 SETTLEMENT AMOUNT	81.44% SUCCESS RATE 
-------------------------------	---------------------------------------	---	---

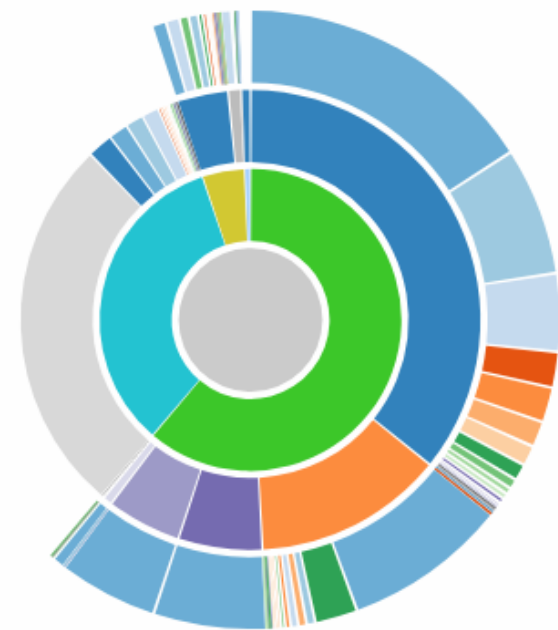
Data for period between 8th May 2017 to 8th Dec 2017

Total amount transacted from January till date to MPSC
Account : **70 Lakhs (approx)**

Payment types – Break up & Application compatibility with desktop and Mobile platforms

Payment Methods	Captured Transactions	% Transaction	Success Rate
▶ Debit Card	2,000	61.20 %	83.23 %
▶ Net Banking	1,099	33.63 %	78.95 %
▶ Credit Card	148	4.53 %	89.16 %
▶ OTHERS	21	0.64 %	40.38 %

[Show Help](#)





Manipur Public Service Commission Office Assistant Dated: 12/04/2016

eMPSC Online: Mandate

- ▲ To apply for any post in this eMPSCOnline website, intending candidates need to register a **ONE TIME REGISTRATION** process by clicking the **SIGN UP** located at the top right corner.
- ▲ Fill up the form **ACCURATELY**.
- ▲ You will get a verification link in your mail ID.
- ▲ Once this ONE TIME REGISTRATION is complete, complete your PROFILE by submitting all the relevant details. This includes

- 1. Upload your Passport Photograph and signature.

NOTIFICATION

Subject/Title	Notice No.	Date
Manipur Public Service Commission Office Assistant <small>new</small>	No.1/5/72-MPSC(Estt)	12/04/2016
Manipur Civil Services Combined Competitive (Preliminary) Examination, 2016 <small>new</small>	NO.7/1/2016-MPSC(DR)	07/04/2016

Leave a message

User Management

Applicant Only Admin Only Both

Type keyword to search

Search 27645 User found

Sort By:

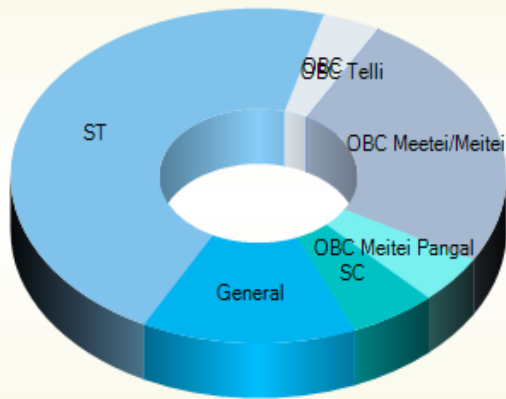
Login Date

User Name	Manage Role	Email	Lock/Unlock	Last Login Date(in UTC)	Password	Last Password Changed Date(in UTC)
-----------	-------------	-------	-------------	-------------------------	----------	------------------------------------

Total User registered in three months : 27645

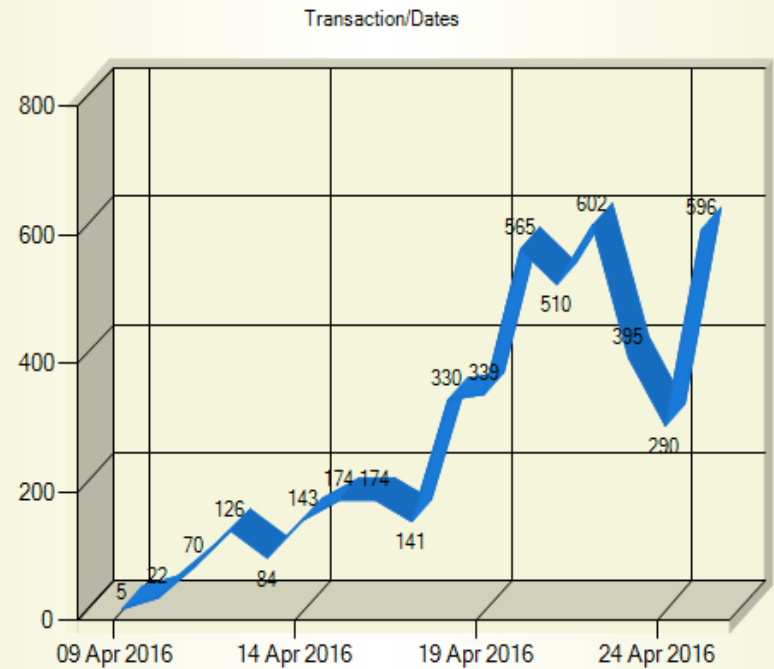
Overview

MCS-Gr II, MPS-GR II, SDC, MSS/SO, Election Officer, 2016



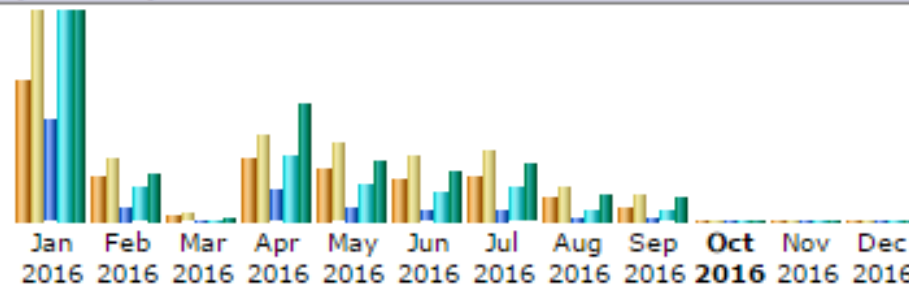
Category

OBC Meitei Pangal	198
SC	243
General	597
ST	1989
OBC	161
OBC Telli	1
OBC Meetei/Meitei	1080



Category wise distribution of applicants.

Monthly history



Month	Unique visitors	Number of visits	Pages	Hits	Bandwidth
Jan 2016	31,682	47,489	1,675,086	3,467,930	34.20 GB
Feb 2016	10,254	14,588	260,882	555,215	7.71 GB
Mar 2016	1,103	1,816	7,927	26,267	709.68 MB
Apr 2016	14,276	19,639	534,395	1,104,203	19.11 GB
May 2016	11,981	17,802	243,611	654,255	10.11 GB
Jun 2016	9,993	14,834	190,451	472,798	8.33 GB
Jul 2016	10,431	16,115	217,388	542,303	9.49 GB
Aug 2016	5,391	8,396	65,513	195,187	4.24 GB
Sep 2016	3,692	6,085	69,503	187,696	3.88 GB
Oct 2016	0	0	0	0	0
Nov 2016	0	0	0	0	0
Dec 2016	0	0	0	0	0
Total	98,803	146,764	3,264,756	7,205,854	97.77 GB

Total Hits on the web site is

72,05,854

Reported period: Jan 2016 OK

Summary

Reported period: Month Jan 2016
First visit: 05 Jan 2016 - 00:45
Last visit: 31 Jan 2016 - 18:00

	Pages	Hits	Bandwidth
Viewed traffic *	1,675,086 (35.27 Pages/Visit)	3,467,930 (73.02 Hits/Visit)	34.20 GB (755.19 KB/Visit)
Not viewed traffic *	3,956,370	4,112,093	17.56 GB

* Not viewed traffic includes traffic generated by robots, worms, or replies with special HTTP status codes.

JANUARY:
34.6 Lakhs hits

Reported period: Feb 2016 OK

Summary

Reported period: Month Feb 2016
First visit: 01 Feb 2016 - 00:00
Last visit: 29 Feb 2016 - 17:18

	Pages	Hits	Bandwidth
Viewed traffic *	260,882 (17.88 Pages/Visit)	555,215 (38.05 Hits/Visit)	7.71 GB (554.07 KB/Visit)
Not viewed traffic *	265,703	299,193	1.31 GB

* Not viewed traffic includes traffic generated by robots, worms, or replies with special HTTP status codes.

February:
5.5 Lakhs hits

Reported period: Mar 2016 OK

Summary















Reported period: Month Mar 2016
First visit: 01 Mar 2016 - 00:05
Last visit: 31 Mar 2016 - 17:56

	Pages	Hits	Bandwidth
Viewed traffic *	7,927 (4.36 Pages/Visit)	26,267 (14.46 Hits/Visit)	709.68 MB (400.17 KB/Visit)
Not viewed traffic *	7,583	10,226	45.82 MB

* Not viewed traffic includes traffic generated by robots, worms, or replies with special HTTP status codes.

MARCH
26k hits

COUNTRIES WISE WEB ACCESS (April 2016)

Countries (Top 10) - Full list						
Countries			Pages	Hits	Bandwidth	
	India	in	217,374	451,967	5.45 GB	
	Unknown	unknown	15,621	45,127	489.25 MB	
	Japan	jp	8,645	17,829	220.88 MB	
	United States	us	7,521	17,578	711.66 MB	
	Satellite access host	a2	5,105	36,011	174.09 MB	
	China	cn	202	314	4.65 MB	
	Russian Federation	ru	115	148	3.43 MB	

BENEFIT : ANALYSIS

District	Registered with Employment Exchange	Average Expenditure	Average Manhoursutilised
Tamenglong	26448	Rs.6000	250+ hours
Ukhrul	22052	Rs.5000	250+ hours
Chandel	29382	Rs.4000	250+ hours
Senapati	66061	Rs.2500	50 hours
Churachandpur	145714	Rs.2500	50 hours
Bishnupur	58728	Rs.150	40 hours
Thoubal	154710	Rs.150	40 hours
Imphal East	130416	Rs.50	30 hours
Imphal West	244136	Rs.50	30 hours
TOTAL	796763		

BENEFIT : ANALYSIS

- Total no. of forms applied – 31,974
- Applications from Hill - (assuming 40%) 12790
- Applications from Valley – (assuming 60%) 19184
- Amount saved from Hills – $12790 \times \text{Rs.}4000$ (assuming average expenditure of Rs.4000)
= Rs.5,11,60,000/-
- Amount saved from valley – $19184 \times \text{Rs.}100$ (assuming average expenditure of Rs.100)
= Rs.19,18,400/-
- TOTAL SAVING: Rs.5,30,78,400/-
- Manhours saved : 30,00,000 + =Rs.9 crores + (@ 30/hr)

Thank You