




प्रशासनिक सुधार और लोक शिकायत विभाग
DEPARTMENT OF
ADMINISTRATIVE REFORMS &
PUBLIC GRIEVANCES



EMPOWERMENT/JANBHAGIDARI PORTAL

Enabling Monitoring and Public Overview of Works Being Executed &
Resources for Meaningful Transparency



A Case Study from Jammu & Kashmir



Administrative Staff College of India
Leadership through Learning

JULY 14, 2022

ADMINISTRATIVE STAFF COLLEGE OF INDIA
Bella Vista, Raj Bhavan Road, Khairatabad, Hyderabad-500082

TABLE OF CONTENTS

1.	Background.....	1
2.	Project Formulation / Conceptualisation.....	3
3.	Department / Agencies involved.....	5
4.	Process Flow – Citizen Advisor/Guide	6
5.	Financials	15
6.	Challenges Faced.....	15
7.	Impact of the Initiative.....	16
8.	Lessons Learnt	17
9.	Sustainability	17
10.	Situation before and after implementation.....	17
11.	Performance Indicators.....	19
12.	Replicability/Scalability/Adaptability.....	27

1. BACKGROUND

In a major initiative to further public participation in the overall development process in the UT, the J&K Government has launched the ‘Janta Ki Scheme-Janta Ki Bhagidari’ campaign. The initiative aims to strengthen the Jan Bhagidari and make it integral part of transparent and accountable governance. The idea is to make the entire project planning and implementation process open to the general public who will be ultimate beneficiaries of the projects. Good governance requires that enough information is provided to the public so that they could see the decisions are taken in the manner following rules and regulations.

Against this background, to bring transparency and accountability in the execution of public works in furtherance of directions of Lieutenant Governor of J&K, the Government of J&K launched a web-based initiative to place details of all the ongoing capital works in the public domain. EMPOWERMENT (Enabling Monitoring of Public Overview of Works Being Executed & Resources for Meaningful Transparency) is a web portal hosting details of all the works being executed under the capex component of the UT budget. This scheme has been named as Jan Bhagidari by Shri Manoj Sinha, Hon’ble Lt. Governor, UT of J&K as the portal is an interactive one and offers public an opportunity to give their feedback about any of the works going on in J&K.

The same can be assessed through BEAMS website of Finance department.

1.1. ABOUT THE INITIATIVE

EMPOWERMENT is an initiative launched by the Government of Jammu & Kashmir to bring transparency in the execution of works by enabling citizens to oversee works/projects being implemented in their areas and become a partner in the process of development. The information available on this one-stop platform can be utilized for timely feedback/ suggestions for improving expenditure outcomes in spirit of togetherness. Citizens can view details of projects that are being funded in their area, so that they can actively participate in the process of development.

It is a one stop interactive and user-friendly digital platform. It provides detailed insights to people into nature, status as well as number of developmental works that are being executed in their areas. Works could be searched with respect to their location in each block or municipality, villages and district. The portal has also been linked with schemes like MGNREGA, Swachh Bharat Mission (Rural), Swachh Bharat Mission (Urban), PM Awas

Yojana, and PM Gram Sadak Yojana, which are under execution by Government. Users will have to click on these links to gain instant access to works that are being carried out under these schemes.

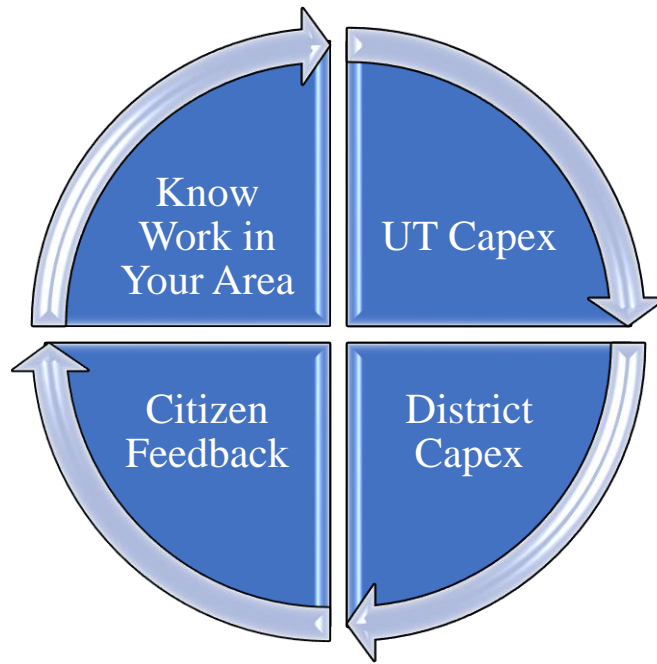
1.2. OBJECTIVE OF THE EMPOWERMENT PORTAL

- Provides detailed insights to people into nature, status and number of developmental works being executed in their areas
- Enables searchable listing of works concerning their location in each block or municipality, village, and district.
- Allows users to gain instant access to works that are being carried out under the schemes that have been linked with the portal, e.g., MGNREGA, Swachh Bharat Mission (Rural), Swachh Bharat Mission (Urban), PM Awas Yojana, and PM Gram Sadak Yojana etc.

The objective of this initiative is that every citizen should be able to view every detail about the nature and extent of work under execution in his or her area or any part of the Union Territory.

1.3. FOCUS AREAS OF THE EMPOWERMENT PORTAL

The EMPOWERMENT portal hosts information of all the works being executed under the capex component of the UT budget. Similarly, the complete information of district-wise projects along with timelines, cost, geo-tagged photographs, and number of beneficiaries has been compiled as a pictorial compendium and is available for public viewing. Further, the web portal enables citizens to view works/projects being implemented in their areas and to provide timely feedbacks and suggestions for improving expenditure outcomes.



2. PROJECT FORMULATION / CONCEPTUALISATION

- The Central Government launched the "Janbhagidari Empowerment" portal within the Union Territory of Jammu and Kashmir, in line with the Government's digital mission.
- The portal was hosted on a particular server with higher bandwidth to supply straightforward and prepared accessibility to the general public.
- This intervention comes amid concerns associated with the slow speed or bandwidth issues associated with the portal.
- This has led to disenchantment among users despite its great value as an information platform.
- After the movement of this portal on a particular server, it's beginning to open quickly enough, and thus the entire experience of visiting the portal has improved.
- About 70 thousand people have accessed the portal so far. With the rise in bandwidth, the portal will probably receive more hits shortly.

2.1. BUSINESS MODEL

When BEAMS and JK PaySys was integrated in the year 2020, it was thought that the real time data available should be made available to citizens to know the development process going on in the entire UT of J&K. For this, the Budget team headed by then Financial Commissioner Finance Shri A. K Mehta thought to develop a separate portal and this task was targeted by the

Financial Commissioner to be completed in one week. The target was achieved and EMPOWERMENT portal was launched by the Hon'ble Lieutenant Governor, J&K in 2020.

The Finance Department over the past few years has introduced Budget Estimation Allocation and Monitoring System (BEAMS) for budget formulation and authorization. The Government of J&K has completely shifted to paperless budgeting and over last two years online billing system has also been introduced in the treasuries which is called as JKPaysys. The real-time data of JKPaysys and Budget details from BEAMS is generated to get the dynamic information on the EMPOWERMENT portal.

2.2. REDESIGNED PROCESS

The initiative included redesign of existing ways of working and innovative use of technology

- Contains details of all UT and District Capex projects implemented in Jammu and Kashmir from 2020-21. The said website can be viewed on www.janbhagidari.gov.in. This web portal also contains links to MGNREGA, PMAY and SBM with real-time information on their implementation in Jammu and Kashmir. Similarly, progress of PMGSY is available on the website of J&K PWD through the given link on the Ministry's website. Moreover, the details for the projects executed during the past two years is available on various public platforms including the official website of the Finance Department, Government of Jammu and Kashmir and can be publicly accessed on the url <https://jakfinance.nic.in>.
- Ensures wide accessibility and better discoverability of datasets in machine readable formats.
- Engages departments by conducting regular trainings to encourage linking of as many schemes as possible.
- Provides a digital opportunity to citizens to provide timely feedbacks and suggestions for improving expenditure outcomes and become a partner in the process of development.
- Brings the government closer to the common man by the use of online platform creating an interface for healthy exchange of ideas and views involving the common citizen with the ultimate goal to contribute to the social and economic transformation of India

2.3. WHAT IS THE CHANGE / TRANSFORMATION

Since inception, through the EMPOWERMENT portal, any person can search for any of the work going on in UT or District sector in his village, block and district. The same will provide him/her all the relevant details of the work(s) going on there. The name, cost and position of funds released and expenditure incurred against the said work could be viewed by simply accessing the BEAMS website of the J&K Finance department. Thereafter every area specific, village specific work could be viewed along with the details pertaining to that work. In 2021-22 35519 works involving allocation of Rs 12241 crore on real-time basis was available on IT enabled “EMPOWERMENT” Portal. At this stage 72, 406 works involving allocation of more than 13200 crore on real-time basis is available on the portal. This has led to greater transparency in public delivery system with greater public participation at grass root level. This is first of its kind system by which people are able to oversee works being executed in their areas and progress monitored on real-time basis. This is a strong tool for real empowerment of general public.

- Name of work and fund released
- District wise works under execution
- Citizen partnership in development
- Search facility
- People are able to oversee works being executed in their areas and progress monitored on real-time basis
- Focus on encouraging, educating, and empowering common public to access the details of all ongoing works in an area/village, available online, and to utilize the information to help government bring about greater responsiveness and accountability, besides greater participation of stakeholders in the process of development happening in their area.
- Enables online flow of resources and the departments can allocate funds to their field offices through this system. It supports reliable, accurate, and better monitoring control for budget planning and expenditure audit
- A strong tool for the general public for their real empowerment.

3. DEPARTMENT / AGENCIES INVOLVED

The Finance Department over the past few years has introduced Budget Estimation Allocation and Monitoring System (BEAMS) for budget formulation and authorization. The Government


of J&K has completely shifted to paperless budgeting and over last two years online billing system has also been introduced in the treasuries which is called as JKPaysys. The real-time data of JKPaysys and Budget details from BEAMS is generated to get the dynamic information on the EMPOWERMENT portal. The Development team from NIC is involved in developing and hosting the basic data and information provided by the Budget Division of the Finance Department, J&K Government. The algorithm has been developed by the Budget Division, Finance Department J&K Government.

Sl. No.	Department	Roles & Responsibilities
1.	NIC	Development and hosting of the portal by the IT experts from the local chapter of the National Informatics Centre (NIC)
2.	Finance	Introduction of JKPaysys for online billing system Design and Development of BEAMS website to host details of all the works being executed under the capex component of the UT budget

4. PROCESS FLOW – CITIZEN ADVISOR/GUIDE

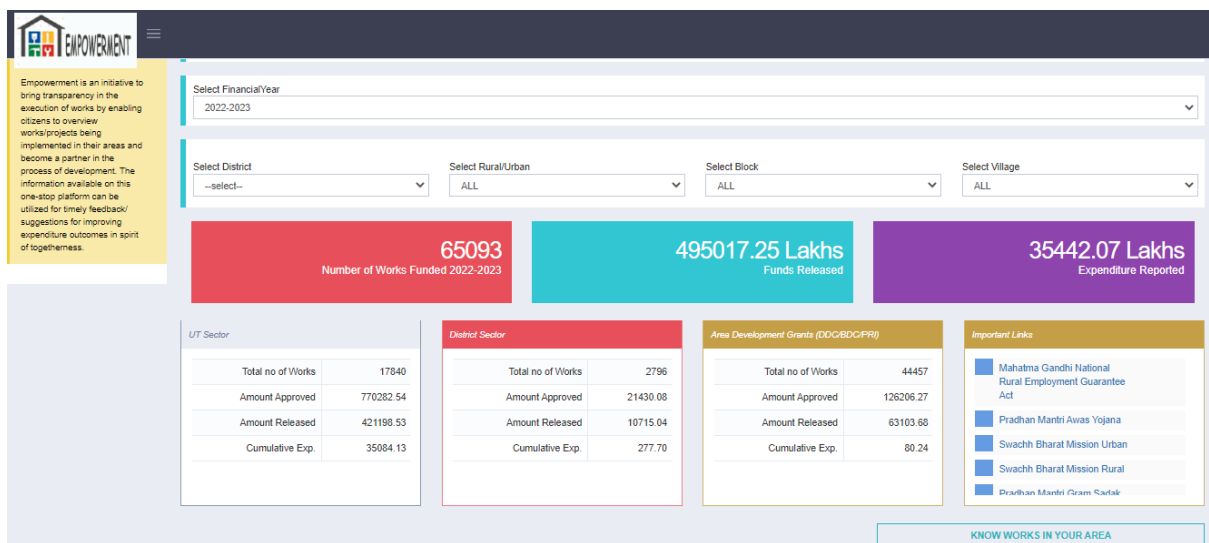
Open URL <https://beamsjk.gov.in> using any browser like Chrome, IE, Edge or Firefox. Allow POPUP if prompted by system.

Once URL is opened the page will be displayed as below. Click on the highlighted button “EMPOWERMENT” or link “Click to see Works in your Area” below “EMPOWERMENT”



button.

After opening this link, the following screen will appear:



Various options available are as:

- Know Work in Your Area
- UT Capex
- District Capex
- Citizen Feedback

4.1. KNOW WORK IN YOUR AREA

Narrow down your search by selecting District/Area/Block/Village

OR

In “Custom Summary Report”, enter work description and click on Show Button.

Workcode	Allocation	Release	Expenditure
TOUSS2020100446- construction of Double Bedroom wooden Hut at KokernagIn	25.00	12.50	0.00
UDDSS2020100030- D/S Housing Colony Bijbehara Phase III In	50.00	25.00	0.00
PDDSS2020100492-(Land Compensation on a/c of) Kisherpur-Pampore TL (Grievance) At Anantnag Pulwama	20.00	10.00	0.00
PDDSS2021100273-Aug. of 400 KVA to 01 MVA (33/0 433 KV) at the residence of DC Anantnag InAnantnag	8.00	4.00	0.00
PDDSS2020100285-Augmentation of 132/33KV Grid Station Lissar from 50MVA to 100MVAIn	290.00	145.00	0.00
PDDSS2020100274-Augmentation of 132/33KV Grid Station MattanIn	100.00	50.00	0.00
PDDSS2021100294-AUGMENTATION OF GRID STATION MIRBAZAR FROM 320 MVA TO 475 MVA .	400.00	200.00	0.00
AGRSS2020100240-Bringi ProjectIn	65.00	32.50	0.00
RDDSS2020100493-C/O of road with Crossing to Zardnard to bypass onward Pushwara Teng (Phase IV) Sursuna (Anantnag)	0.54	0.27	0.00
EDUDC2020100813-C/O School Building at MS ChenigundIn	2.10	1.05	0.00

All works as per criterion supplied will be shown. Click on desired work shown below in Highlighted Grid.

Work details will be shown as follows:

Work Details

Work Information

WorkName :	TDU523202100146--(construction of Double Bedroom wooden Hut at Kikernag)
Activity :	Construction of tourist huts
Sector :	Economic Sector
Nature of Work :	Construction
Controlling Officer :	Director Tourism Kashmir
Scheme :	20-5152-80-800-0011-1115-2-V (DIRECTOR TOURISM KASHMIR)
Object Head :	Works
Type of work :	On going
WorkCreatedYear :	2020-2021
ShareType :	UT Share

Budget Register (TimeLine)

- 16/09/2021**
 Allotment BY (Finance Department) © 16/09/2021
 Issuing Authority Allotment BY (Finance Department) sent an Order with Orderno 20/CAPEX/RELEASE/FCU/Finance-BE/2022-2023/5/27 to User Director Tourism Kashmir Having amount 12.50
- 20/09/2021**
 Allotment BY (Secretary to Government Tourism Department) © 20/09/2021
 Issuing Authority Allotment BY (Secretary to Government Tourism Department) sent an Order with Orderno 20/Capex/Release/FCU/TOU/Adm/Secretary-BE/2022-2023/5/62 to User Director Tourism Kashmir Having amount 12.50
- 25/09/2021**
 Allotment BY (Director Tourism Kashmir) © 25/09/2021
 Issuing Authority Allotment BY (Director Tourism Kashmir) sent an Order with Orderno 20/UT/BC/TOU/LTHDD-BE/2022-2023/5/61 to User bcabtuji Having amount 12.50

4.2. UT CAPEX

Clicking on link “UT Capex” will open Demand-wise/Department-wise details as shown below:

EMPOWERMENT

- District Capex
- Citizen Feedback
- Citizen Guide

About Empowerment

Empowerment is an initiative to bring transparency in the execution of works by enabling citizens to overview works/projects being implemented in their areas and become a partner in the process of development. The information available on this one-stop platform can be utilized for timely feedback/suggestions for improving expenditure outcomes in spirit of togetherness.

01-GAD	02-HOM	03-FLN	06-PDD
Total no of Works: 50	Total no of Works: 373	Total no of Works: 15	Total no of Works: 1246
Amount Approved: 14977.00	Amount Approved: 61388.19	Amount Approved: 28355.08	Amount Approved: 88783.84
Amount Released: 7485.50	Amount Released: 35704.56	Amount Released: 14177.54	Amount Released: 45096.13
Cumulative Exp: 221.44	Cumulative Exp: 135.27	Cumulative Exp: 4498.62	Cumulative Exp: 1821.14
Read More	Read More	Read More	Read More
07-EDU	08-FIN	10-LAW	11-IND
Total no of Works: 2373	Total no of Works: 52	Total no of Works: 50	Total no of Works: 248
Amount Approved: 19096.00	Amount Approved: 19051.00	Amount Approved: 7773.35	Amount Approved: 24779.66
Amount Released: 9540.00	Amount Released: 14406.50	Amount Released: 3686.68	Amount Released: 12389.83
Cumulative Exp: 1.62	Cumulative Exp: 180.00	Cumulative Exp: 0.00	Cumulative Exp: 12.43
Read More	Read More	Read More	Read More
12-AGR	13-AHD	14-REV	15-FSD
Total no of Works: 268	Total no of Works: 104	Total no of Works: 34	Total no of Works: 22
Amount Approved: 16068.31	Amount Approved: 11622.14	Amount Approved: 2792.35	Amount Approved: 406.67
Amount Released: 8337.71	Amount Released: 5811.07	Amount Released: 1731.68	Amount Released: 203.34

Click on Read more and select Report Type as per your choice. Report type can be Activity wise, Sector Wise and Scheme wise. The screenshots for each of them is given below:

Activity wise

Demand Wise Details of 01-GAD Demand

All Amounts are in Rupees ^

Demand No 01 Activity Wise Report Select Report Type :

Workcode	Allocation	Release	Expenditure
Construction of functional buildings			
CONSTRUCTION OF OFFICE COMPLEX FOR JKSSB AT MUTHI JAMMU	82000000.00	41000000.00	0.00
CONSTRUCTION OF POLICE STATION ACB BARAMULLA AT VILLAGE KANSIPORA BARAMULLA	17000000.00	85000000.00	0.00
ALLIED WORKS IN THE PREMISE OF ADDITIONAL OFFICE BLOCK AT PEER BAGH	9317000.00	4658500.00	0.00
CONSTRUCTION OF POLICE STATION ANANTNAG ACB AT AWANTIPORA PULWAMA	100000000.00	50000000.00	0.00
REPAIR AND RENOVATION OF PSC COMPLEX AT SRINAGAR	1000000.00	500000.00	0.00
CONSTRUCTION OF OFFICE COMPLEX AND RESIDENTIAL COMPLEX ACB RAJOURI	1800000.00	900000.00	0.00
MRL ELEVATOR FOR ADDITIONAL OFFICE BLOCK AT PEER BAGH SRINAGAR	5900000.00	2950000.00	0.00
CONSTRUCTION OF POLICE STATION UDHAMPUR ACB AT VILLAGE DELICHAK UDHAMPUR	90183000.00	45091500.00	0.00
CONSTRUCTION OF POLICE STATION DODA ACB AT KATHORI BATOTE PATNITOP UDHAMPUR	1000000.00	500000.00	0.00
REPAIR AND FACE LIFTING OF QUARTERS BLOCK A AND B AND GUEST HOUSE AT PSC OFFICE JAMMU	1000000.00	500000.00	0.00
CONSTRUCTION OF OFFICE COMPLEX OF SSB AT SRINAGAR	98000000.00	49000000.00	0.00
REPAIR AND UP GRADATION OF CONTROLLER ROOM IN PSC OFFICE JAMMU	291000.00	145500.00	0.00

Close

Sector wise

Demand Wise Details of 01-GAD Demand

All Amounts are in Rupees ^

Demand No 01 Sector Wise Report Select Report Type :

Workcode	Allocation	Release	Expenditure
Administrative Sector			
PROVIDING FIXING OF FALSE CEILING PVC FLOORING DOORS AND WALL PANELLING OF AUDITORIUM OF IMPA	2228000.00	1114000.00	0.00
SUPPLY INSTALLATION TESTING AND COMMISSIONING OF LIFT IN ACADEMIC BLOCK	2250000.00	1125000.00	0.00
LAYING OF FLOOR AND WALL TILES FOR KITCHEN CANTEEN	691000.00	345500.00	0.00
CONSTRUCTION OF POLICE STATION ANANTNAG ACB AT AWANTIPORA PULWAMA	100000000.00	50000000.00	0.00
REPAIR AND RENOVATION OF FIRE DAMAGED HALL OF SECRECY SECTION IN PSC COMPLEX AT JAMMU	1409000.00	704500.00	0.00
REPAIR RENOVATION AND UPGRADATION OF PSC COMPLEX AT JAMMU	3550000.00	1775000.00	0.00
REPAIR AND RENOVATION OF PSC COMPLEX AT SRINAGAR	1000000.00	500000.00	0.00
SETTING UP OF DEDICATED 2 GBPS INTERNET LEASE LINE FOR BOTH SECRETARIATS JAMMU AND SRINAGAR FOR 5 YEARS.	6700000.00	3350000.00	0.00
HANDHOLDING AND TRAINING FOR E-OFFICE ROLLOUT AND OPERATIONS- 2 YEARS. R.RECOVERY CENTRE (OUTSIDE OF J&K SEISMIC ZONE ALONG WITH ITS UPKEEP AND MAINTENANCE) FOR 5 YEARS.	24000000.00	12000000.00	0.00
JK EMPLOYEES CID VERIFICATION SYSTEM	900000.00	450000.00	0.00
MY GOV APPLICATION	2500000.00	1250000.00	0.00
CONSTRUCTION OF OFFICE COMPLEX AND RESIDENTIAL COMPLEX ACB RAJOURI	1800000.00	900000.00	0.00

Scheme wise

Demand Wise Details of 01-GAD Demand

All Amounts are in Rupees

Demand No 01 Scheme Wise Report Select Report Type : Scheme

Workcode	Allocation	Release	Expenditure	
01-4059-60-051-0011-0439-2-V (State Public Service Commission)	REPAIR AND RENOVATION OF FIRE DAMAGED HALL OF SECRECY SECTION IN PSC COMPLEX AT JAMMU	1409000.00	704500.00	0.00
	REPAIR RENOVATION AND UPGRADATION OF PSC COMPLEX AT JAMMU	3550000.00	1775000.00	0.00
	REPAIR AND RENOVATION OF PSC COMPLEX AT SRINAGAR	1000000.00	500000.00	0.00
	Upgradation of Examination Halls	2650000.00	1325000.00	0.00
	CONSTRUCTION OF SECURITY TOWERS INSTALLATION OF CHANNEL GATES AND PROTECTION SHEETS TO RAISE THE HEIGHT OF PROTECTION WALL AND OTHER SECURITY RELATED ARRANGEMENTS IN PSC COMPLEX SRINAGAR	2600000.00	1300000.00	0.00
	CONSTRUCTION OF FENCING WALL BY REPLACING EXISTING GRILL FROM AROUND THE PSC COMPLEX AT JAMMU	3000000.00	1500000.00	0.00
	REPAIR AND FACE LIFTING OF QUARTERS BLOCK A AND B AND GUEST HOUSE AT PSC OFFICE JAMMU	1000000.00	500000.00	0.00
	REPAIR AND UP GRADATION OF CONTROLLER ROOM IN PSC OFFICE JAMMU	291000.00	145500.00	0.00
01-4059-60-051-0011	CONSTRUCTION OF OFFICE COMPLEX OF SSB AT SRINAGAR	9800000.00	4900000.00	0.00

Click over Workcode to see detail.

WAMS (Work Details)

Work Information

Workcode :	EDUDC2020100764
Work Desc :	C/O WALLING AT PS Shah Mohalla Chinigund
Activity :	07100001 Construction of Boundary wall/chain link fencing
Sector :	20 Elementary Education
Scheme :	07420201201001106321V
CO :	03AG
WorkType :	On going
Work Classification :	DC
Budget :	3.30

Work Operated

Workcode :	EDUDC2020100764
Work Desc :	C/O WALLING AT PS Shah Mohalla Chinigund
Site Address :	Shah Mohalla Chenigund Anantnag
Location :	Rural
District :	1
Tehsil :	BIJBEHARA
Assembly :	BIJBEHARA
Block :	3
Village :	3605
DOI :	06/01/2020
DOC :	06/01/2021
Approved cost :	13.32
Revised cost :	0.00
Expup31march :	0.00
Mode :	T
Executing agency :	NA
Operated By :	STSEDU0062

Document Uploaded

Workcode	Doc No.	Doc Date	Doc Amount	Doc Agency	Referer
EDUDC2020100764	47 DDCA of 2020	2020-01-24T00:00:00	0.00		
EDUDC2020100764	07FDV11BGT	2020-08-08T00:00:00	0.00		
EDUDC2020100764	82 of 201920	2020-08-26T00:00:00	0.00		

4.3. DISTRICT CAPEX

Clicking on menu “District Capex”. All districts will be displayed as shown below:

Click on Read More button of District where you want to search for Schemes. Select Report Type as per choice. Report type can be Activity wise, Sector Wise and Scheme wise. The screenshots are given below:

Activity wise

District Wise Details of ANT DISTRICT

All Amounts are in Rupees				
District Wise 03AG Activity Wise Report Select Report Type : Activity				
Workcode	Allocation	Release	Expenditure	
Augmentation/Improvements to existing Water Supply				
WSS Khelen Gujra'n	1903000.00	951500.00	0.00	
WSS Bachloo Gujjar Basti 'n	3000000.00	1500000.00	0.00	
WSS Hardu Tooru'n	1000000.00	500000.00	0.00	
WSS Adigam Gratwalipora (Phase-II)'n	4385000.00	2192500.00	2192500.00	
WSS Watal-Wagad Malpora'n	4000000.00	2000000.00	1872500.00	
Block Development Council(BDC)				
INSTALLATION OF 2 NO. SOLAR LIGHTS AT CHIDHAMA (MALPORA)	100000.00	50000.00	0.00	
INSTALLATION OF ONE NO. SOLAR LIGHTS AT LALIPORA (MALPORA)	50000.00	25000.00	0.00	
INSTALLATION OF BENCHES ON VOLLEY BALL COURT AT GAZI MOHALLA NIPORA (NIPORA)	150000.00	75000.00	0.00	
PROVIDEMENT OF SOLAR LIGHTS FOR HALQA YKPOBA R DOPINENIUSSE & SAMDAN/KPOBA R DOPINENIUSSE	400000.00	200000.00	0.00	

Sector wise

District Wise Details of ANT DISTRICT

Demand No 03AG Sector Wise Report Select Report Type : <input type="button" value="Sector"/>		All Amounts are in Rupees		
Workcode		Allocation	Release	Expenditure
BDC	IRIGATION LADHNLO GH HASSAN BHAT FROM ZANI KHAN TO L/O NASIR HUSSAIN & OTHERS PHASE-1 (ISOO)	200000.00	100000.00	0.00
	TILE PATH FROM LINK ROAD ADBAL TO H/O RIYAZ AH RATHER & OTHERS (TAILWANI A)	200000.00	100000.00	0.00
	FLUME NLO MOHD YOUSUF MIR AT HUSHNO DAL TAILWANI-A (TAILWANI A)	150000.00	75000.00	0.00
	PULWAMA ROAD TO ZIYARAT SHAREEF SOLAR LIGHTS AT GB KHALIL NAINA (G B KHALIL)	370000.00	185000.00	0.00
	PROVIDING /INSTALLATION OF 25KV TRANSFORMER NEAR HOUSE AADIL RASHID DAR,AT GB KHALIL NAINA (G B KHALIL)	200000.00	100000.00	0.00
	INFRASTRUCTURAL DEVELOPMENT OF BDO OFFICE CHITTERGUL (CHITTERGUL-B)	150000.00	75000.00	0.00
	CIRCKET KITS FOR 15 PANCHAYATS OF BLOCK CHITTERGUL (CHITTERGUL)	400000.00	200000.00	0.00
	C/O FENCING NLO MANZOOR HAJI & AB RASHID SEERI (L B NARD)	150000.00	75000.00	0.00
	C/O P BUND NLO GH MOHD RATHER (RAIN)	100000.00	50000.00	0.00
	C/O BATH ROOM NLO FAYAZ AH BHAT & OTHERS (GADVAIL)	100000.00	50000.00	0.00
	C/O FOOT PATH /DRAIN/TILE PATH HNO AB MAJEED BAGH & OTHERS (KHRITY)	100000.00	50000.00	0.00
	C/O P BUND APPLE GENDEN NLO M YOUSF WAGAY (DRAWAY)	100000.00	50000.00	0.00
	CREATION OF 63KVA SUBSATIONA AT DEEDAD MOHALLAH GRENDWAN (GRENDWAN)	600000.00	300000.00	0.00

Scheme wise

District Wise Details of ANT DISTRICT

Demand No 03AG Scheme Wise Report Select Report Type : <input type="button" value="Scheme"/>		All Amounts are in Rupees		
Workcode		Allocation	Release	Expenditure
03-4059-60-051-0011-0459-1-V (NFB Planning)	REPAIRS OF 30KVA SERVO MAIN PANEL BOARD & REPLACEMENT OF OLD DAMAGED INVERTOR BATTERIES IN COURT OF ADDITIONAL DISTRICT & SESSIONS JUDGE ANANTNAG	990000.00	495000.00	0.00
	FACELIFTING & CIVIL REPAIRS IN THE OFFICIAL RESIDENCE OF DDC ANANTNAG	500000.00	250000.00	0.00
	ELECTRIFICATION TO THE OFFICES OF DEPUTY DISTRICT ELECTION OFFICER ANANTNAG & CHIEF EDUCATION OFFICER ANANTNAG	400000.00	200000.00	0.00
	CONSTRUCTION OF PODIUM IN THE DEPUTY COMMISSIONERS COURT ROOM AND PATH CONNECTING DEPUTY COMMISSIONER OFFICE CHAMBER AND VC HALL	500000.00	250000.00	0.00
	REPAIRS/RENOVATION OF BATHROOMS INSIDE SDM/TEHSIL OFFICE PAHALGAM.	172000.00	86000.00	0.00
	REPAIRS TO DISTRICT PRINCIPAL AND SESSION JUDGES OFFICE BUILDING AT COURT COMPLX ANANTNAG	297000.00	148500.00	0.00
	INSTALLATION OF IP BASED INTERCOM FACILITY AT MINI SECRETARAITE ANANTNAG	15000.00	7500.00	0.00
	CLEARANCE OF DEBRIS OF COLLAPSED ADUTORIUM BUILDING AT GOVT. DEGREE COLLEGE FOR BOYS ANANTNAG	165000.00	82500.00	0.00
	RENOVATION OF ELECTRIFICATION OF CID OFFICE AT ANANTNAG	66000.00	33000.00	0.00
	CONSTRUCTION OF BATHROOM IN THE OFFICE OF TEHSII DAR ANANTNAG	250000.00	125000.00	0.00

Click over Workcode to see detail:

WAMS (Work Details)

Work Information	
Workcode :	EDUDC2020100764
Work Desc :	C/O WALLING AT PS Shah Mohalla Chinigund
Activity :	07100001 Construction of Boundary wall/chain link fencing
Sector :	20 Elementary Education
Scheme :	07420201201001106321V
CO :	03AG
WorkType :	On going
Work Classification :	DC
Budget :	3.30

Document Uploaded					
Workcode	Doc No.	Doc Date	Doc Amount	Doc Agency	Referer
EDUDC2020100764	47 DDCA of 2020	2020-01-24T00:00:00	0.00		
EDUDC2020100764	07FDV11BGT	2020-08-08T00:00:00	0.00		
EDUDC2020100764	82 of 201920	2020-08-26T00:00:00	0.00		

Work Operated	
Workcode :	EDUDC2020100764
Work Desc :	C/O WALLING AT PS Shah Mohalla Chinig
Site Address :	Shah Mohalla Chenigund Anantnag
Location :	Rural
District :	1
Tehsil :	BIJBEHARA
Assembly :	BIJBEHARA
Block :	3
Village :	3605
DOI :	06/01/2020
DOC :	06/01/2021
Approved cost :	13.32
Revised cost :	0.00
Expup31march :	0.00
Mode :	T
Executing agency :	NA
Operated By :	STSEDU0062

4.4. CITIZENS FEEDBACK

Citizens can use this option to suggest some modification or issues faces by them in accessing schemes:

The screenshot displays the 'Empowerment' portal interface. On the left, a navigation menu includes 'Home', 'Know Work in Your Area', 'UT Capex', 'District Capex' (highlighted with a red circle), 'Citizen Feedback', and 'Citizen Guide'. Below the menu is an 'About Empowerment' section. The main content area features a banner with the text 'EMPOWERMENT' and 'Enabling Monitoring & Public Overview of Works being Executed & Resources for Meaningful Transparency'. Below the banner is the 'CITIZEN FEEDBACK (User Feedback Form)' which contains the following input fields:

Enter Name	<input type="text"/>
Enter Address	<input type="text"/>
Enter Mobile	<input type="text"/>
Enter Email ID	<input type="text"/>
Enter Message	<input type="text"/>

They will be contacted by the concerned authority telephonically or electronically as per contact details shared in the form.

5. FINANCIALS

5.1. COST OF IMPLEMENTATION

The cost of development of this portal is minimal and NIC is being provided Rs 40.00 lakhs annually for its maintenance and Rs 2.00 crore for entire IFMS project which involve maintenance of BEAMS/JKPaysys/EMPOWERMENT portals and two applications Meravetan and PROOF.

5.2. FINANCIAL SAVINGS

Before the implementation of EMPOWERMENT, projects were not completed in time bound manner as there was no system of checks and balances and no proper real time monitoring system existed. The projects were observed languishing for years together with cost over-run. More than 6000 projects were identified by the Government which were unfunded due to lack of proper implementation of the projects. With the introduction of this system, the cost of the projects have reduced by 20% and during last year a record of 50,000 works were completed in one year.

Number of works completed has been quadrupled from about 9200 works in 2018-19 to more than 50,000 in 2021-22 thus leading to much faster completion of projects due to discipline it enforces.

This has resulted in proper monitoring of all the projects. No cost escalation is now possible when every citizen is aware about the funding of the project and its time lines. All the documentations are finalised before the execution and there is watch on every single penny being spend in the entire UT.

6. CHALLENGES FACED

It was a herculean task to upload all the 35519 works in 2021-22 and more than 72000 works as on date in 2022-23 on the BEAMS portal by a limited staff in the first year. The budget staff needs applause for their strenuous efforts to upload each work within just 15 days to bring out

the picture which is now visible to the public. The data on the BEAMS portal is then being imported on the EMPOWERMENT portal which is now programmed.

7. IMPACT OF THE INITIATIVE

The advantages of the Jan Bhagidari Scheme to the UT of J&K have been following:

- No unauthorized payment can be made after BEAMS, PaySys and Empowerment Portal have been implemented in the UT of J&K. This puts control in the hands of the Government vis-à-vis Treasuries and implementing agencies.
- Number of works completed has been quadrupled from about 9200 works in 2018-19 to 21943 works in 2020-21 and more than 50,000 works in 2021-22 thus leading to much faster completion of projects due to discipline it enforces.
- It has also led to decrease of 20-30% cost of execution because of better supervision and oversight by the public. This has freed more funds for execution of newer works and reduces the pressure on the budget.
- Another benefit of the Scheme has been huge improvement in the quality of works both in terms of technology utilized and the resulting durability of the assets.
- Proverbially red tapism has disappeared due to public scrutiny and a high level of discipline and work culture has been enthused in the Government Functionaries and Executing Agencies.
- Nearly 3,96,000 people have utilized the platform for seeking information thus leading to better transparency and Grievance Redressal. This has led to highest possible satisfaction of the public with the UT Government.
- The Scheme has directly contributed to the Right to Information and therefore is a strong initiative for real empowerment to the public of the UT.
- This scheme has also indirectly work in capacity building of PRIs and functionaries of critical departments like Road Buildings, Jal Shakti, PDD, Rural Development and Urban Development. This definitely has improved preventive vigilance and thus put a check on corruption.
- J&K Government is the first such administrative unit to provide the entire domain information by way of BEAMS, PaySys and Empowerment Portal to the common man, thus leading to the enhanced trust between Public and Government.

- This has been the most effective Good Governance initiative which has brought about a perceptible change in the trust and confidence of a citizen who now feels like a partner and stakeholder in the growth story of J&K.

8. LESSONS LEARNT

- The information available on this one-step platform can be utilized for timely feedback/suggestions for improving expenditure outcomes in spirit of togetherness.
- This has led to greater transparency in public delivery system.
- This is a strong tool for real empowerment of general public.

9. SUSTAINABILITY

The initiative would be reviewed continuously for incorporation of improvements based on the feedback of general public. More people would be encouraged to utilize the information available on this portal to help government bring about greater responsiveness and accountability besides greater participation of stakeholders in the process of development happening in their area.

10. SITUATION BEFORE AND AFTER IMPLEMENTATION

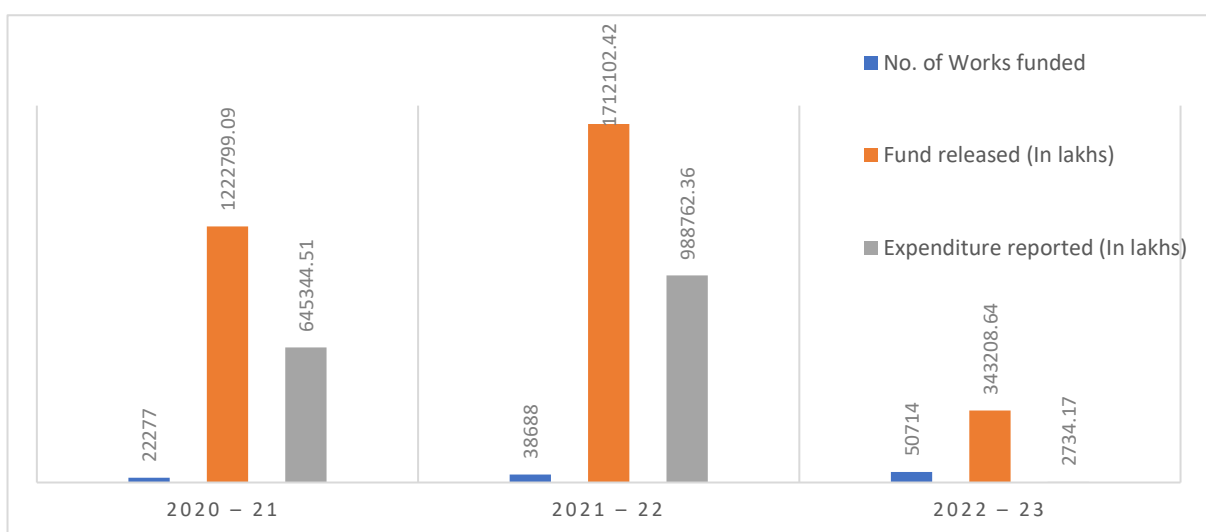
Status before implementation	Status after implementation
Work Availability	
Earlier, all the works implemented in the UT were not available under a single roof	72406 works as on date are visible on the portal for public scrutiny
Public Awareness	
Earlier, citizens were not aware about the progress of works in their area	As a citizen centric measure the public is now aware about the works being implemented in their area
Corruption Reduction	
The non-transparency and accountability is the main reason for corruption and lapses in the procedures was also a means of creating corruption avenues	This system created a check on the loop holes. By this system not only officials but every citizen of the UT can view documents being uploaded while submitting claims of payments to the Treasuries through JKPaySys-an IT tool

Status before implementation	Status after implementation
	<p>for billing system of the Government. Every work if un-tendered can be checked at any moment, so this has lead to greater transparency in the allotment of works on competitive prices.</p> <p>No unauthorized payment can be made after BEAMS, JKPaySys and Empowerment Portal have been implemented in the UT of J&K. This puts control in the hands of the Government vis-à-vis Treasuries and implementing agencies.</p> <p>Proverbially red tapism has disappeared due to public scrutiny and a high level of discipline and work culture has been enthused in the Government Functionaries and Executing Agencies.</p> <p>This platform has also indirectly work in capacity building of PRI's and functionaries of critical departments like Road Buildings, Jal Shakti, PDD, Rural Development and Urban Development. This definitely has improved preventive vigilance and thus put a check on corruption.</p>
Citizen Engagement	
<p>Public at large had no platform for accessing the performance in the execution of the works and completion of the projects.</p>	<p>This system is open to public scrutiny and feedback mechanism has been created by virtue of which public can anytime inform Government about non implementation of the project in their areas. This will definitely improve public service and implementation of the projects in right perspective and will improve service delivery to a large extent.</p>

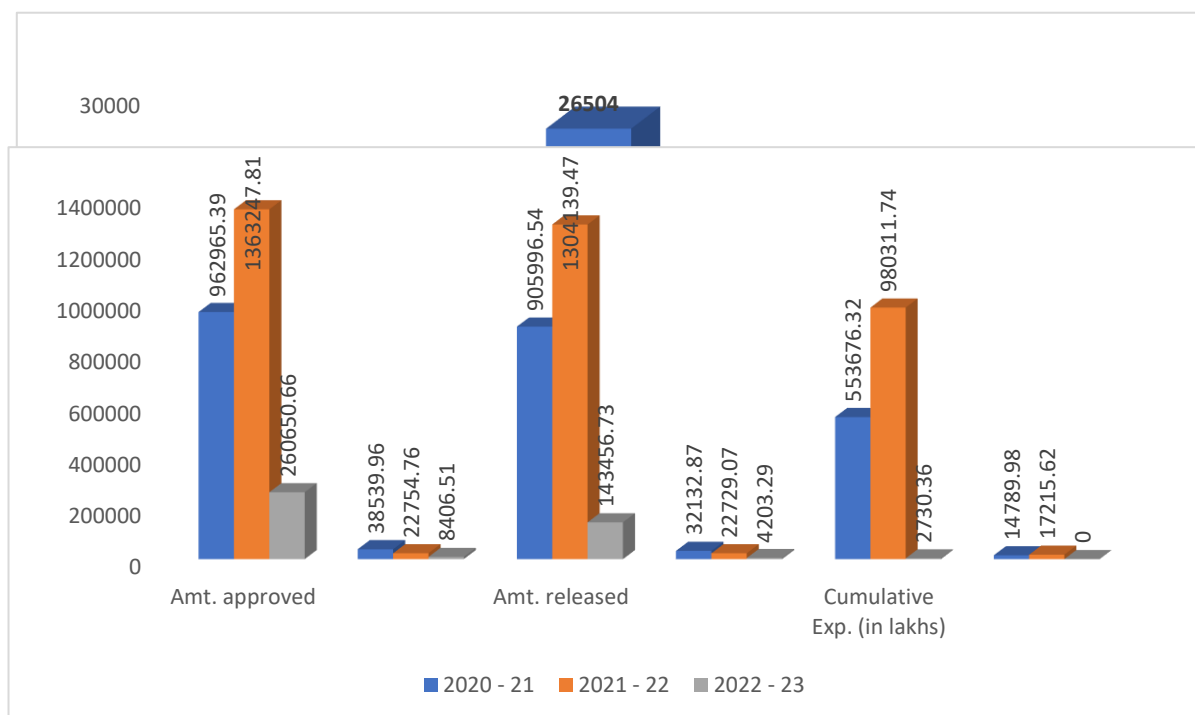
Status before implementation	Status after implementation
	<p>Nearly 4,00,000 people have utilized the platform for seeking information thus leading to better transparency and Grievance Redressal. This has lead highest possible satisfaction of the public with the UT Government.</p> <p>The Portal has directly contributed to the Right to Information and therefore is a strong initiative for real empowerment to the public of the UT.</p>

11. PERFORMANCE INDICATORS

Sl. No.	Financial Year	No. of Works funded	Fund released (In lakhs)	Expenditure reported (In lakhs)
1.	2020 – 21	22277	1222799.09	645344.51
2.	2021 – 22	38688	1712102.42	988762.36
3.	2022 – 23	72406	662139.48	48507.30



Total No. of Works – Year-wise Details



Funding Pattern – Year-wise Details

District-wise Details (as on 14th July 2022)

2020 – 21

District	Total No. of Works		Amt. approved (in lakhs)		Amt. released (in lakhs)		Cumulative Exp. (in lakhs)	
	UT Sector	District Sector	UT Sector	District Sector	UT Sector	District Sector	UT Sector	District Sector
Anantnag	830	153	40405.25	2272.42	38194.17	1918.60	19475.71	1065.36
Badgam	524	237	21575.37	1840.83	20430.07	1593.91	9281.77	540.26
Bandipora	241	80	16281.19	762.48	16052.04	762.46	13470.37	324.13
Baramulla	741	194	23988.36	2327.43	21981.20	1593.23	10895.72	483.53
Civil Sect.	73	0	60378.88	--	54844.31	--	34985.49	--
Doda	365	107	18896.35	1664.52	18024.52	1404.96	7892.85	652.65
Ganderbal	341	106	14128.04	2135.29	12984.11	1638.96	6919.31	936.27
Jammu	1702	194	192087.66	1963.48	174997.67	1826.43	106703.36	701.44

District	Total No. of Works		Amt. approved (in lakhs)		Amt. released (in lakhs)		Cumulative Exp. (in lakhs)	
	UT Sector	District Sector	UT Sector	District Sector	UT Sector	District Sector	UT Sector	District Sector
Kathua	615	232	23214.62	2116.11	21571.33	1773.45	12697.88	1035.17
Kishtwar	210	82	9177.77	1675.22	8216.53	1221.55	2345.97	560.08
Kulgam	345	138	10131.11	1686.79	9144.55	1337.26	4456.35	499.20
Kupwara	646	343	14002.55	2066.81	13129.43	1951.67	8896.47	1074.40
Poonch	475	121	17722.48	2007.93	17465.64	1685.78	5495.76	709.40
Pulwama	453	137	55495.46	2241.69	44811.21	1733.74	20865.28	1107.06
Rajauri	624	180	41089.28	1890.26	39903.43	1519.89	19644.85	494.21
Ramban	252	87	7928.78	2114.41	7440.70	1938.29	3407.97	638.84
Reasi	308	104	7085.89	1994.82	6915.27	1606.82	3418.31	579.62
Samba	301	105	29717.90	1074.38	28839.27	943.26	13817.30	475.71
Shopian	294	107	11115.21	1527.78	10071.33	1136.88	6451.83	738.82
Srinagar	1188	111	331252.52	2257.32	324193.95	1776.90	235559.13	636.59
Udhampur	507	187	17290.72	2919.99	16785.81	2768.83	6994.64	1537.24

2021 – 22

District	Total No. of Works		Amt. approved (in lakhs)		Amt. released (in lakhs)		Cumulative Exp. (in lakhs)	
	UT Sector	District Sector	UT Sector	District Sector	UT Sector	District Sector	UT Sector	District Sector
Anantnag	1833	158	73433.50	1477.19	70000.02	1452.86	51333.64	1103.76

District	Total No. of Works		Amt. approved (in lakhs)		Amt. released (in lakhs)		Cumulative Exp. (in lakhs)	
	UT Sector	District Sector	UT Sector	District Sector	UT Sector	District Sector	UT Sector	District Sector
Badgam	1203	255	34088.56	1198.09	33007.03	1198.09	24398.21	950.54
Bandipora	602	89	26973.08	836.87	22764.91	835.55	17538.84	743.02
Baramulla	1663	183	54115.33	1429.36	51712.76	1434.95	35902.57	1190.10
Civil Sect.	61	0	68385.70	0	68141.37	0	64644.46	
Doda	1332	143	29850.83	1198.51	29194.00	1198.32	20496.98	748.72
Ganderbal	1218	113	27136.02	893.21	26083.83	893.06	17364.04	683.46
Jammu	3090	161	210636.96	1428.57	195447.49	1428.56	121471.99	1031.41
Kathua	1390	211	43559.74	1211.23	37883.52	1210.49	25137.20	936.72
Kishtwar	798	109	48362.40	750.32	48188.02	750.32	41027.63	572.01
Kulgam	995	96	29811.95	1284.44	27781.54	1284.44	21822.16	861.14
Kupwara	1568	308	35642.79	1067.06	33168.46	1067.04	23945.10	872.25
Poonch	1138	168	40201.91	1020.36	37097.43	1020.36	24614.63	806.89
Pulwama	1133	138	48935.63	1266.54	47797.38	1266.54	32627.88	1059.14
Rajauri	1929	227	59476.23	1106.74	52601.14	1106.65	36996.95	909.87
Ramban	889	112	18850.06	1103.94	17930.53	1103.94	12891.20	791.84
Reasi	1032	115	19556.90	797.84	17984.66	797.84	11212.68	589.11
Samba	897	113	27044.64	709.27	26145.35	709.25	16142.80	506.56
Shopian	1064	113	22890.36	726.90	21154.55	722.90	16559.42	674.42
Srinagar	1531	61	408807.66	1019.30	405139.78	1019.20	346218.65	733.81
Udhampur	1138	291	35487.56	2229.02	34915.70	2228.71	17964.71	1450.85

2022 – 23 (As on 14th July 2022)

District	Total No. of Works		Amt. approved (in lakhs)		Amt. released (in lakhs)		Cumulative Exp. (in lakhs)	
	UT Sector	District Sector	UT Sector	District Sector	UT Sector	District Sector	UT Sector	District Sector
Anantnag	198	68	27186.12	579.58	15361.36	289.79	1217.30	0
Badgam	71	114	3832.66	455.92	2029.32	227.96	0	0
Bandipora	81	20	8350.76	155.91	2506.11	77.96	23.69	0
Baramulla	205	34	17247.79	509.14	9367.60	254.57	2.01	0
Civil Sect.	6	0	6055.42	0	6055.42	0	513.90	0
Doda	111	20	6555.32	189.99	4693.16	95.00	0	0
Ganderbal	99	39	8729.97	409.67	4888.62	204.84	24.09	0
Jammu	783	53	50134.29	350.46	26284.20	175.23	10.59	0
Kathua	160	38	7435.58	340.98	4387.79	170.49	0	0
Kishtwar	50	87	3425.70	393.64	1733.17	196.82	0	0
Kulgam	64	121	4909.05	562.16	2507.94	281.08	0	0
Kupwara	99	103	9210.60	538.68	6351.10	269.34	336.18	0
Poonch	97	85	9494.00	558.93	4873.56	279.47	0	0
Pulwama	147	65	18641.51	588.34	9684.60	294.17	12.03	0
Rajauri	112	82	6386.01	554.84	3585.51	277.42	0	0
Ramban	87	263	4518.9	948.59	2499.47	474.30	0	0
Reasi	70	129	2835.10	780.67	1417.55	390.34	0	0
Samba	123	15	7042.90	133.24	4031.90	66.62	167.43	0
Shopian	65	69	5598.34	283.29	3881.81	141.65	0	0
Srinagar	372	5	45717.98	72.48	23025.21	36.24	423.14	0
Udhampur	137	0	7342.66	0	4291.33	0	0	0

Work Activity Monitoring system(Department Wise Details)

2020 – 21

Sl. No.	Dept.	Total no of Works	Amt Approved (in lakhs)	Amt Released (in lakhs)	Cumulative Exp. (in lakhs)
1.	GAD	29	18837.29	12539.90	8540.49
2.	HOM	99	42098.25	24848.26	6210.89
3.	PLN	1953	54168.68	54168.57	28900.02
4.	INF	6	115.29	74.99	38.38
5.	PDD	610	107212.58	86755.08	45080.01
6.	EDU	964	29149.90	21890.19	10744.90
7.	FIN	1683	36545.22	36446.25	7964.09
8.	LAW	75	7660.14	6910.67	4262.76
9.	IND	288	24766.13	24654.63	5603.69
10.	AGR	525	26783.10	23099.18	8523.39
11.	AHD	183	16127.88	14767.34	10563.97
12.	REV	31	805.40	641.32	246.50
13.	FSD	9	481.87	481.87	351.52
14.	PWD	3516	315250.94	309136.42	254759.15
15.	HME	383	131897.74	114353.41	34447.55
16.	SWD	64	6382.58	5949.51	1256.27
17.	UDD	195	52167.56	50277.84	25913.81
18.	TOU	986	14885.24	14792.57	3579.14
19.	FOR	533	15993.48	15826.20	11355.39
20.	IRR	545	20482.93	19773.28	9913.69
21.	PHE	1465	85138.63	43781.97	26842.26
22.	HSD	523	4120.55	3721.55	1524.73
23.	SPD	19	1671.05	1584.65	1247.26
24.	FSH	77	4035.64	4035.64	3157.37
25.	HED	1383	69454.44	69436.94	19228.04
26.	RDD	2149	250993.97	145476.51	81224.40

Sl. No.	Dept.	Total no of Works	Amt Approved (in lakhs)	Amt Released (in lakhs)	Cumulative Exp. (in lakhs)
27.	TPT	20	11794.57	9196.57	266.61
28.	TAD	57	15968.47	15822.72	1371.67
29.	CUL	42	12319.00	11910.06	260.83
30.	HOR	202	27582.23	24018.97	11106.56
31.	DMR	2	633.61	633.61	596.00
32.	YSS	421	9043.70	8157.25	1728.55
33.	STD	16	2721.90	2566.90	277.91
34.	COP	43	1499.96	1499.96	665.62

2021 – 22

Sl. No.	Dept.	Total no of Works	Amt Approved (in lakhs)	Amt Released (in lakhs)	Cumulative Exp. (in lakhs)
1.	GAD	38	15576.63	9511.63	1696.17
2.	HOM	311	73737.98	65761.48	17723.25
3.	PLN	1284	52835.63	52835.61	44857.33
4.	INF	2	115.00	57.50	21.90
5.	PDD	1437	204253.88	197125.10	122995.26
6.	EDU	4143	44804.87	41031.36	26872.19
7.	FIN	9871	135657.76	135199.92	47192.23
8.	LAW	66	10714.33	9641.48	5650.36
9.	IND	299	24696.44	24415.98	12188.76
10.	AGR	400	30947.61	21607.73	16184.71
11.	AHD	171	14472.81	14472.60	12294.55
12.	REV	35	2295.00	1995.00	696.23
13.	FSD	16	22084.23	12063.30	181.65
14.	PWD	6371	362422.56	358168.87	294612.41
15.	HME	387	125026.45	125022.10	45815.54
16.	SWD	706	8698.00	8525.36	4342.90
17.	UDD	1366	187190.20	180653.95	64919.38
18.	TOU	1252	24288.63	22404.89	12444.87

Sl. No.	Dept.	Total no of Works	Amt Approved (in lakhs)	Amt Released (in lakhs)	Cumulative Exp. (in lakhs)
19.	FOR	810	16383.88	12467.47	11275.98
20.	IRR	680	30681.48	29079.53	11941.19
21.	PHE	429	39415.53	27373.13	15779.67
22.	HSD	439	4608.82	4577.00	2330.78
23.	SPD	22	6825.64	4188.38	663.65
24.	FSH	83	4156.61	4156.60	3046.16
25.	HED	601	48303.18	48303.17	19502.13
26.	RDD	2967	169351.93	169346.49	114222.90
27.	TPT	24	9188.14	6211.73	5815.29
28.	TAD	200	21992.62	21545.23	10592.34
29.	CUL	44	21822.16	16712.16	731.57
30.	HOR	133	32891.51	30386.82	25785.12
31.	DMR	8	8527.00	6077.50	5957.84
32.	YSS	644	17582.99	17222.49	6808.24
33.	STD	16	7971.93	6696.33	5096.49
34.	COP	52	1500.00	1500.00	1013.06

2022 – 23(As on 14th July 2022)

Sl. No.	Dept.	Total no of Works	Amt Approved (in lakhs)	Amt Released (in lakhs)	Cumulative Exp. (in lakhs)
1.	GAD	53	15277.00	7638.50	0
2.	HOM	234	49404.72	24702.36	0
3.	PLN	7	28000.00	14000.00	864.97
5.	PDD	1175	74670.21	37417.48	0
6.	EDU	2026	13626.14	6813.07	0
7.	FIN	42	6385.00	3365.50	0
8.	LAW	49	7737.38	3868.69	0
9.	IND	229	22409.86	11204.93	0
10.	AGR	212	13287.80	6643.90	12.27
11.	AHD	98	11025.04	5512.52	0

Sl. No.	Dept.	Total no of Works	Amt Approved (in lakhs)	Amt Released (in lakhs)	Cumulative Exp. (in lakhs)
12.	REV	21	1418.11	709.06	0
13.	FSD	20	373.97	186.99	0
14.	PWD	1516	92783.05	62666.97	1307.30
15.	HME	96	6500.00	3250.00	35.74
16.	SWD	16	3871.89	1956.26	0
17.	UDD	2118	79695.76	39847.88	0
18.	TOU	533	9727.27	6070.37	0
19.	FOR	755	3790.69	1895.35	0
20.	IRR	4	21.58	21.58	0
21.	PHE	513	9267.70	4884.26	0
22.	HSD	200	4441.64	2220.82	0
23.	SPD	3	238.92	119.46	0
24.	FSH	24	522.52	261.26	0
26.	RDD	21	11882.38	11882.38	513.90
27.	TPT	17	327.46	163.73	0
30.	HOR	70	16790.81	8395.41	0
31.	DMR	2	7479.50	1287.50	0
32.	YSS	707	22501.95	14156.48	0
33.	STD	4	856.00	428.00	0
34.	COP	23	402.17	201.09	0

As on 12th August 2022, the Number of Hits/people visited the site in 2021 was 70,000. Till 12th August 2022, 4,05,258 hits are on the portal and approximately 3,25,000 people have visited this website.

12. REPLICABILITY/SCALABILITY/ADAPTABILITY

This is the best e-governance initiative which other states/UTs can replicate because it gives public ready information about status of works being implemented. It provides complete database of each individual work and geo-tagged photographs. This is an important tool to have real time monitoring of the works and prevent cost escalations by avoiding delays in the

implementation. The public can get all the information of developmental works in their homes at a click of the button. Real assets will be created with peoples much greater participation. This will bring a great change in the implementation of the Government programmes and its fruits will be reaped within next two to three years. Since all the 72406 works of current financial year have been dedicated to the public use and around 70000-80000 works will be uploaded on the portal almost every year. This will bring revolution in real time monitoring by all the public authorities, watchdogs and common citizen of the UT.
