



प्रशासनिक सुधार और लोक शिकायत विभाग

DEPARTMENT OF
ADMINISTRATIVE REFORMS &
PUBLIC GRIEVANCES
GOVERNMENT OF INDIA



Special Campaign 2.0

Monthly Report

October - November 2022

Department of Administrative Reforms
and Public Grievances



Table of Contents

1. Introduction	5
2. Key Highlights.....	7
Swachhata Campaign	7
Reduction of Pendency.....	7
3. Status of Swachhta Campaign.....	8
a. Revenue Earned from Scrap Disposal	9
b. Total Space freed.....	10
c. Cleanliness Campaign Sites	11
d. Files Weeded out	12
4. Best Practices	13
5. Cleanliness Campaign Sites	19
a. Glimpses of Cleanliness Campaign	22
6. Parameter wise Performance of Ministries/Departments	25
a. References from MPs.....	25
b. Parliamentary Assurance.....	28
c. IMC References (Cabinet Proposals).....	31
d. State Government References.....	33
e. Public Grievances.....	35
f. Public Grievance Appeals	38
g. PMO References.....	40
h. Files Weeded out	42
i. Revenue Earned	45
j. Space Freed.....	47

#SpecialCampaign2.0

#SwachhataCampaign2.0

1. Introduction

The Special Campaign 2.0 on Swachhata and reducing pendency in Government offices was organized from 2nd-31st October, 2022 in all Central Ministries/Departments and their attached/subordinate offices/ PSUs/ autonomous organizations. DARPG issued the guidelines and coordinated the campaign across the Central Ministries and their offices through real-time monitoring on a dedicated portal www.pgportal.gov.in/scdpm22. A total of 1,01,582 Government office sites participated in this campaign. 89.47 lac sq. ft space was cleared from scrap and outlived records and INR 370.83 Cr was earned.

The government offices having maximum citizen centricity were given special attention. Department of Posts has conducted the cleanliness campaign in 24,000 Post Offices, Ministry of Railways has covered 10,716 sites covering all railway stations, Ministry of Shipping has covered all major ports, Ministry of Road Transport & Highways conducted cleanliness drive at about 780 Toll Plazas and way side amenities. 1170 Krishi Vigyan Kendras, 613 Pradhan Mantri Kisan Samridhi Kendras (PMKSKs) and 441 Indian Missions and Posts abroad also participated in the Campaign. Government offices at remote locations such as Dras, Changthang (Ladakh), Anantnag (J&K), Port Blair participated in the Special Campaign 2.0. About 300 best practices emerged during the Campaign which were documented and disseminated.

Special Campaign 2.0 was 17 times larger in terms of Campaign sites, 7 times larger in terms of Space Freed and 6 times larger in terms of Revenue Earned than the Special Campaign of 2021. The Campaign was successful in institutionalizing Swachhata and reducing pendency in government offices. About 4.56 lakh public grievances were disposed of and about 37.27 lakh files which had completed their retention schedule were weeded out during the campaign. Several Ministries were able to achieve 100% disposal against the target during the campaign.

The Special Campaign 2.0 attained high visibility in print, digital and social media. 157 PIB Statements and 67,000 Social Media tweets were issued. Social Media tweets attracted 4 billion impressions and 9 lakh engagements. The Campaign was also covered in DD news and private news channels. Hon'ble Minister of State for Personnel, PG and Pensions addressed 2 Press Conference on the Campaign on 25th October 2022 and 4 November 2022 which was widely covered by all newspapers.

This is the monthly report of October- November 2022 seeking detailed analysis of the progress of the campaign and status of disposal of pendency (as on November 28th, 2022) as reflected on the dashboard of SCDPM portal 2.0.

Your suggestion on this Special Edition of the Special Campaign 2.0 for SCDPM monthly report will be appreciated.

Secretary
DARPG

2. Key Highlights

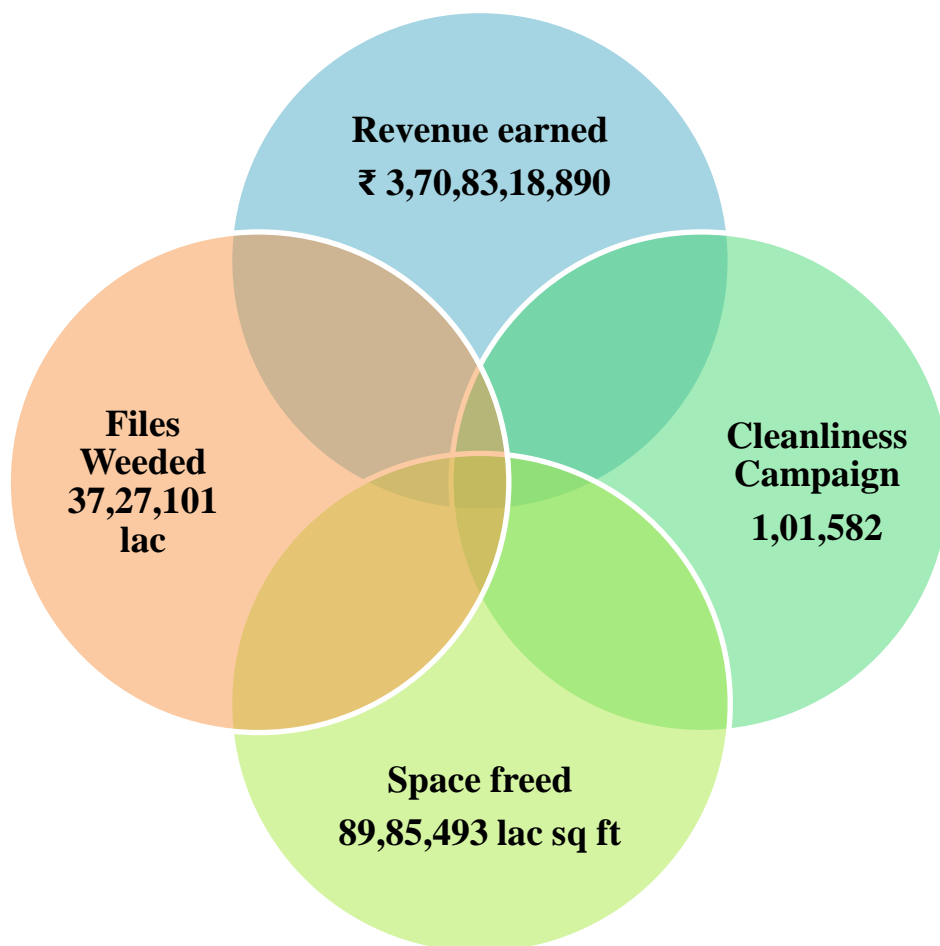
Swachhata Campaign

- a. **Cleanliness Campaigns**
 - **1,04,248** were to be conducted out of which **1,01,582** campaigns were conducted (**97.44%**)
- b. **89,85,493 sq. ft of Space** were freed
- c. **INR 3,70,83,18,890 of Revenue** was earned by scrap disposal

Reduction of Pendency

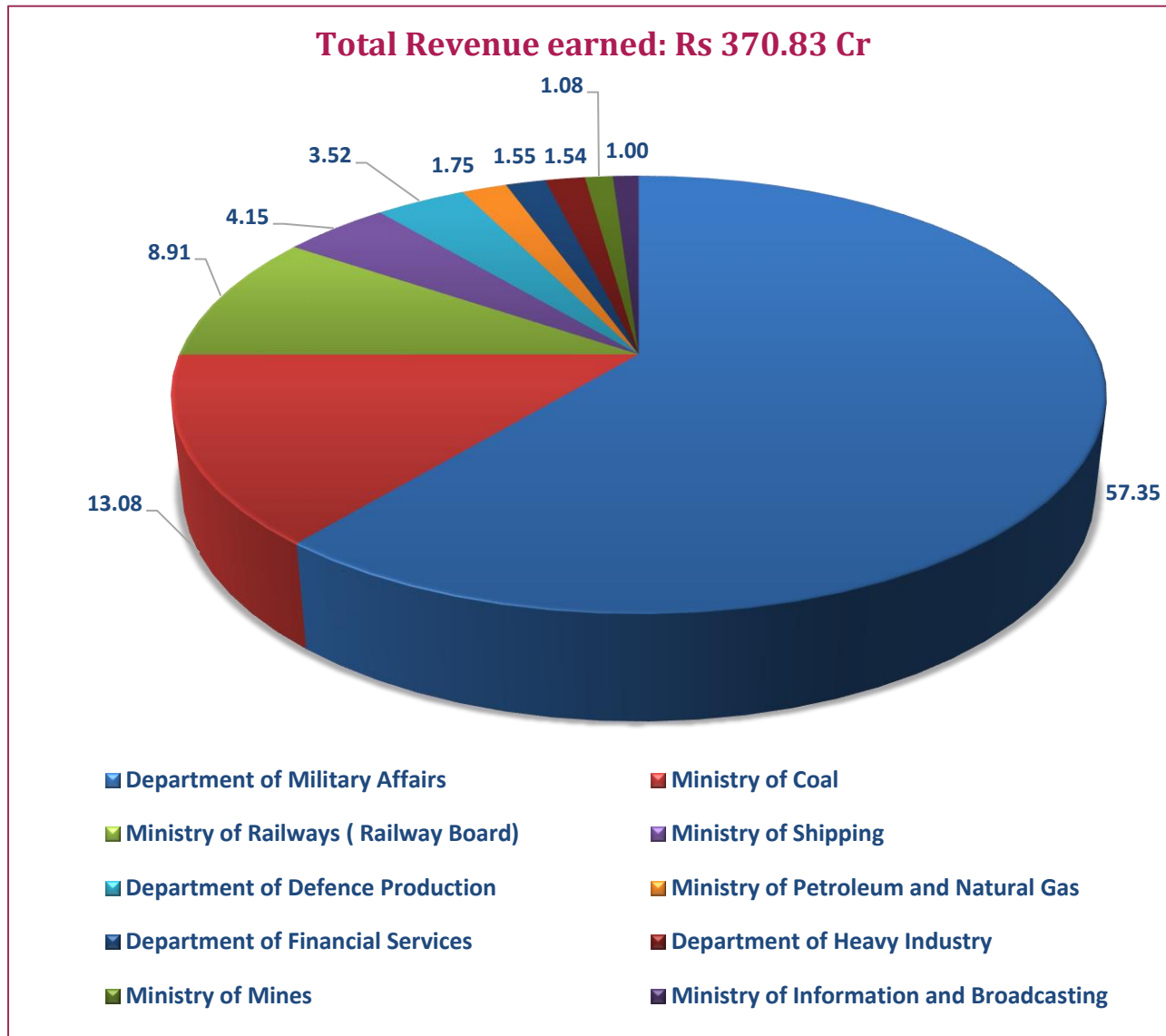
- a. **References from MPs**
 - Total Receipts were **12,890** out of which **8,998** were disposed of (**69.80%**)
- b. **Parliamentary Assurances**
 - Total Receipts **1,349** out of which **350** were disposed of (**25.94%**)
- c. **IMC References**
 - Total Receipts were **203** out of which **164** were disposed of (**80.78%**)
- d. **State Government References**
 - Total Receipts were **1,147** out of which **869** were disposed of (**75.76%**)
- e. **Public Grievances**
 - Total Receipts were **4,70,791** out of which **4,56,411** were disposed of (**96.94%**)
- f. **PMO References**
 - Total Receipts were **838** out of which **660** were disposed of (**78.75%**)
- g. **Record Management**
 - Total files due for Record Management are **66,22,682** out of which **64,92,104** are reviewed (**98.02%**)
 - For Weeding, **37,42,031** files were identified out of which **37,27,101** were weeded (**99.60%**)
 - Total E-Files put up for Review **3,64,110** out of which **1,11,687** were closed (**30.67%**)
- h. **Easing of Rules/Processes**
 - Total identifications were **964** out of which **890** were simplified (**92.32%**)
- i. **PG Appeals**
 - Total Receipts were **30,252** out of which **24,798** were disposed of (**81.26%**)
- j. **Files transferred to National Archives of India (NAI)**
 - Total Files identified to be transferred to NAI **4,753**

3. Status of Swachhta Campaign



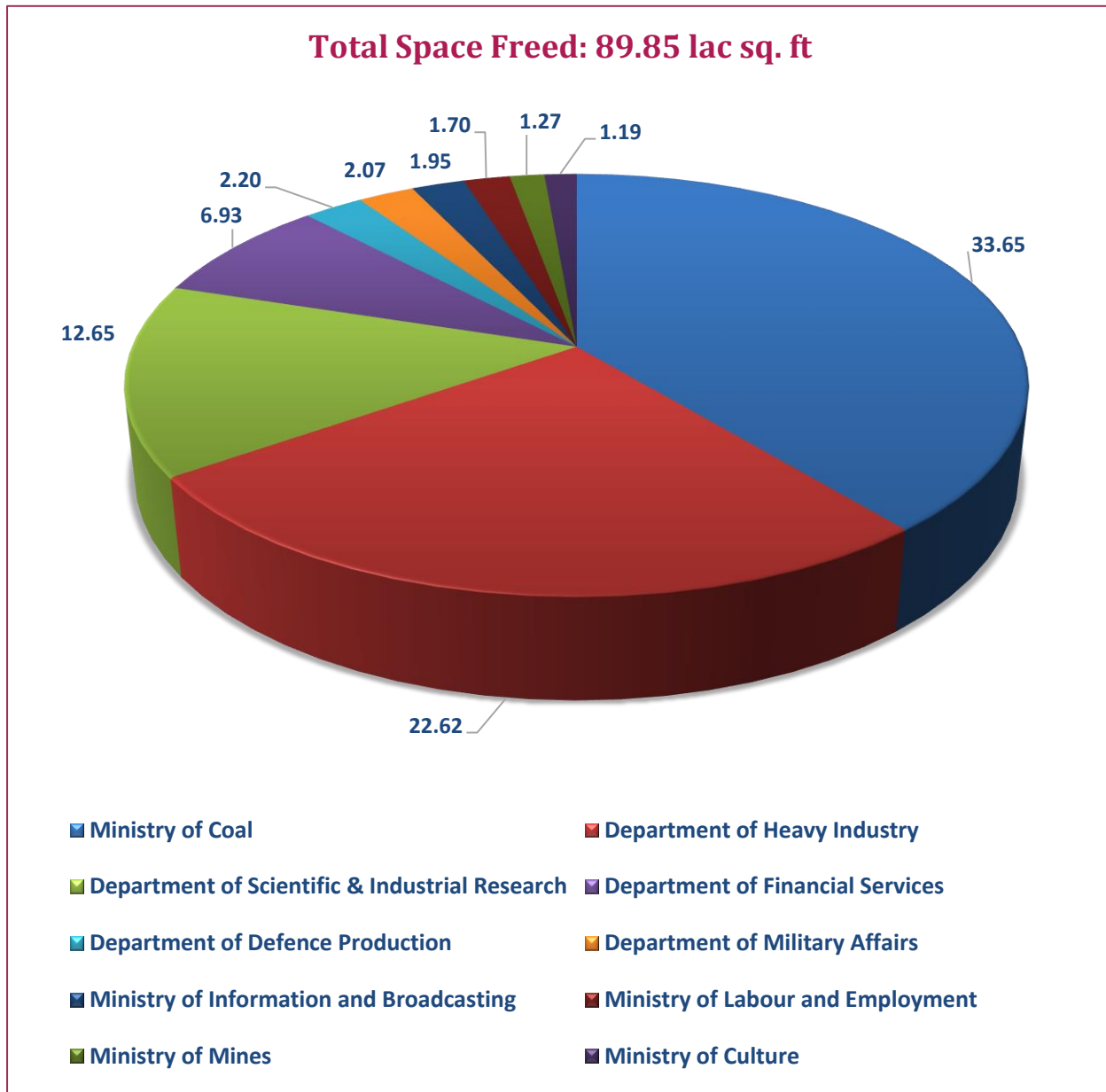
a. Revenue Earned from Scrap Disposal

Top Ten Ministries/Departments with highest Revenue Earned from Scrap Disposal (In %)



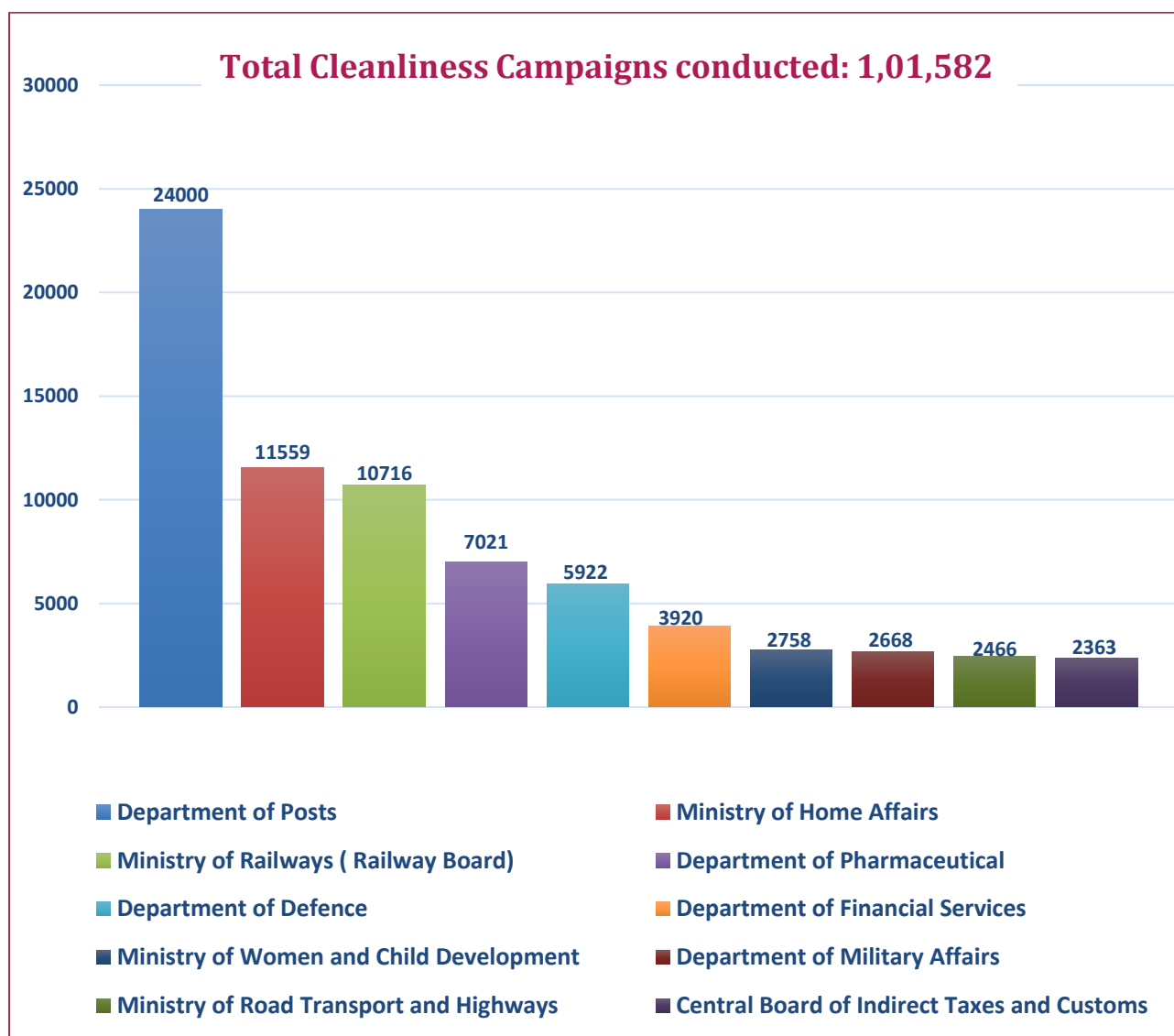
b. Total Space freed

Top Ten Ministries/Departments with highest Space Freed (In %)



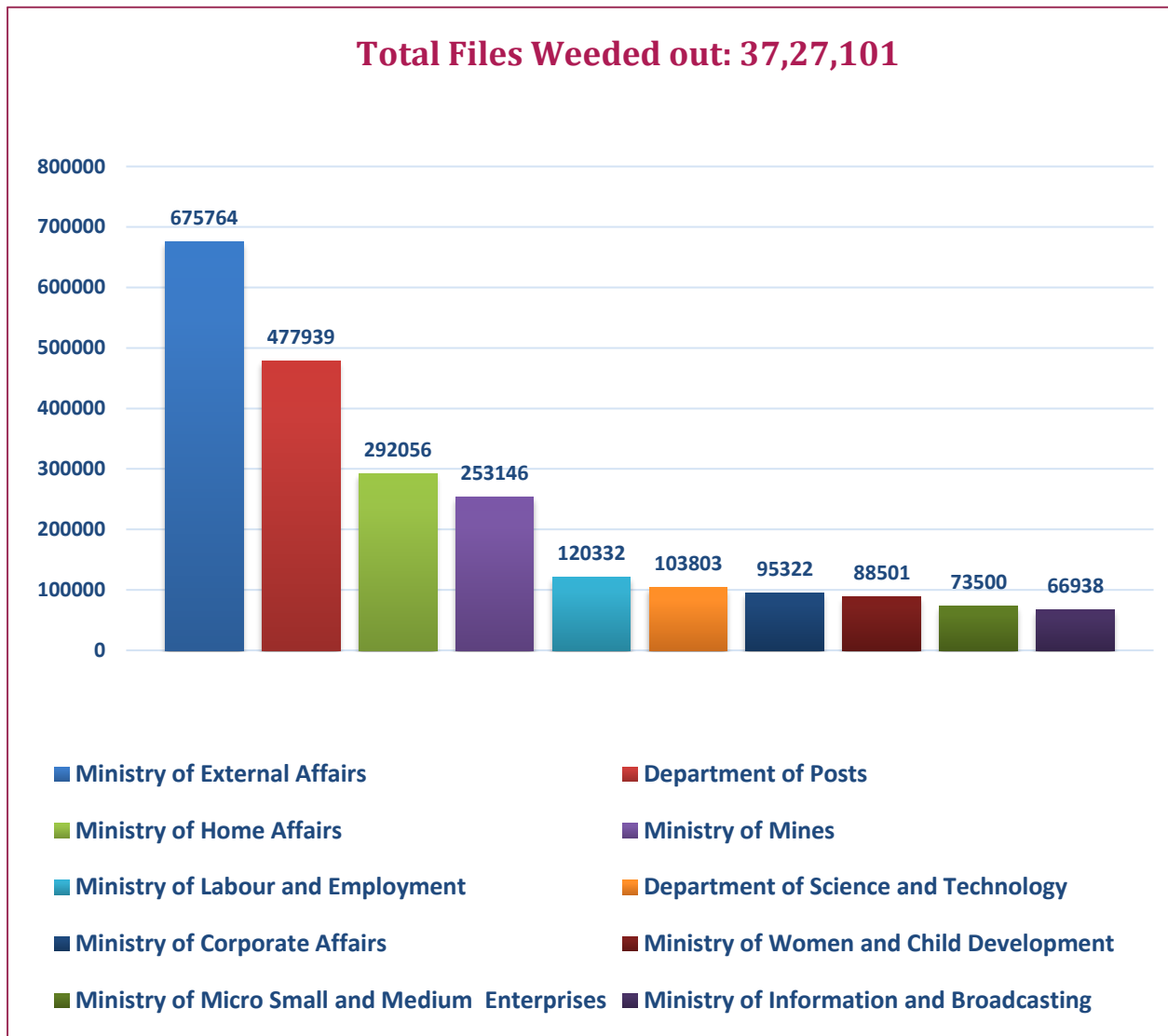
c. Cleanliness Campaign Sites

Top Ten Ministries/Departments with highest number of sites of Campaign conducted



d. Files Weeded out

Top Ten Ministries/Departments with highest number of Files Weeded out



4. Best Practices



Plastic Rakshsha; Ministry of Railways

Ministry of Electronics & Information Technology

Regular operation of a Botnet Analysis and cleaning Centre (Cyber Swachhta Kendra)

Recycling of e-waste for use in Schools/Colleges and Institutions (Donate a Device)

Department of Administrative Reforms and Public Grievances

Preservation of precious records of high archival value



Preservation of records; DARPG



Vertical Garden; Central Board of Direct Taxes

Central Board of Direct Taxes

Twitter Handle of Income Tax Dept widely used for Online Response Management to swiftly respond to taxpayer grievances

7 lakh plastic bottles recycled into plants into 900 vertical gardens across 17 sites and 50 districts of India

Department of Agricultural Research and Education

Parthenium free and plastic free farms by KVK CRIDA, Telangana



Madhubani Painting; MA&FW

Department of Agriculture and Farmers' Welfare

Madhubani paintings at walls of office of DAFW

Department of Posts

Roof Top Solar Panel was installed after clearing scrap from the roof. It saves electricity bill of Rs 4 Lakh/month at Dak Bhawan

Department of Social Justice and Empowerment

Opened Gym and Planted saplings at park of NSFDC, Laxmi Nagar, New Delhi

Department of Commerce

DGFT Delhi converted a hall into an exhibition of various promotional articles of the region by removing scrap

Department of Health and Family Welfare

Recycling of Plastic waste through a machine, NITRD



Recycling of Plastic Waste through a machine, (NITRD); Department of Health and Family Welfare



Recreation Center; Department of Telecommunications

Department of Telecommunications

Recreational Centre created at Sanchar Bhawan from a waste room

Department of Military Affairs

Paint storage facility has been established at the naval Dockyard, Visakhapatnam for easy segregation of more than 120 types of Paints

Department of Heavy Industry

Engineering Projects Limited India is using freed space for Library and office space for New Project Work



“Kachra Udyan” at CCL; Ministry of Coal

Ministry of Housing and Urban Affairs

187 3R kiosks installed in states/UTs
SHGs are being engaged to collect office waste to recycle

Department of Health & Family Welfare

Garbage to Green Project
Ayush Herbal plants at AIIMS Bibinagar

Ministry of Coal

“Kachra Udyan” created by CCL in Bokaro and Kigali area
from waste pipes, tyres, cart

Ministry of Labour and Employment

In-house nursery and subsequent plantation of hundreds of medicinal plants after clearing approx. 2000 sq. ft. area at EPFO, Gorakhpur

Department of Health and Family Welfare

Water Gen to convert moisture to potable water at National Institute of Tuberculosis and Respiratory Diseases (NITRD)

Dirty water reservoirs are being converted into fountains, AIIMS Vatika



Moisture to Potable water at NITRD; Dept of Health and Family Welfare

Ministry of Ports, Shipping and Waterways

Plantation of 6000 plants, clearing 16.13 acres of land of wild vegetation and conversion to LED lights at Chidambaram Port Authority

Ministry of Tribal Affairs

Replacing Plastic Water Bottles with reusable steel flasks

Ministry of New and Renewable Energy

1 MW grid connected Solar Plant at headquarter of the Ministry, Atal Akshay Urja Bhawan, New Delhi



1MW rooftop solar plant; MNRE



Jarawa Tribal Hut; Ministry of Culture

Department of Atomic Energy

Developed Miyawaki plantation at Vellanathuruthu mining site and planted 300 saplings at Indian Rare earth Limited, Mumbai

Ministry of Culture

Jarawa Tribal Hut at A&N Islands- acts as centre for dissemination of Information and knowledge on the bio-cultural aspect of the region

Department of Science and Technology

1.1 lakh kl Sewage Treatment Plant, 5 non-roof rainwater harvesting system, Eco- Friendly Refrigerants

Installation of 540 KW solar panels for onsite renewable energy, Preservation of existing trees, System for reduction of air conditioning requirements



160 flowering trees and 150 fruit trees
Plantation; DST



Mechanical Cleaning using Robotics;
Department of Atomic Energy

Department of Defence

Technology for using shredded plastic in bituminous road construction by Border Roads Organization

Department of Atomic Energy

Mechanical Cleaning of sewers chambers, septic tanks desilting and water lines using robotics & Jetting cum Suction machine at BARC

Department of Financial Services

‘Bank of Baroda’ has adopted a practice to ‘Plant a Tree’ for every vehicle and Home Loan Sanctioned

Rainwater Harvesting at LIC office



Paddle steamer for cruise tourism; MoPSW

Ministry of Ports Shipping and Waterways

paddle steamer turned into showcase for cruise tourism with under-deck museum, floating restaurant/ conference/ edutainment at SMPA

Ministry of Mines

3 sites have been identified for compost pit and rainwater harvesting structures

Department of Telecommunication

Single use plastic banned at Sanchar Bhawan; Plastic folder replaced with paper folders

Central Board of Indirect and Customs

e-waste disposal campaign at DGGI
Inauguration of Wildlife Gallery 'ARANYA'

Ministry of Women and Child Development

One Stop Centres

Training for making usable products from waste material



ARANYA Photo Gallery, New Custom House; CBIC



"Aayakar Aranya"; CBDT

Central Board of Direct Taxes

'Aayakar Aranya' under HARIT (Hariyali Achievement Resolution by Income Tax Department) – Micro Forest Plantation

Department of Agriculture Research and Education

Cleanliness Campaign at 700 KVKs participating in agriculture waste management using vermicompost technology, Crop Residue Management



**Rail Coach restaurant, Guntur Railway Station;
Ministry of Railways**

Department of Heavy Industry

HMT identified Sandhya Kirana- to donate old newspapers and magazines

Ministry of Railways

Rail Coach restaurant has been started at Guntur Railway Station

Complete mechanized cleaning in most railway stations

Department of Posts

Discontinued use of sealing wax and replaced them with recyclable seals for air locking postal deliveries

Parcel Café in Kolkata

100% linking of Aadhar at Post Offices; Dissemination of Swachhata message through wall Art

Ministry of Home Affairs

‘Straight to Security’ by CISF Hyderabad Airport resulting in faster check ins



Sealing wax replaced with recyclable seals; Department of Posts



Remodelled PM Samridhi Kendras; Department of Fertilizers

Ministry of Environment Forest and Climate Change

National Museum at New Delhi and regional centres organised ‘Green Talks’ to sensitize children to adopt environment Friendly Practices

Department of Fertilizers

600 district level retail shops were remodelled and agricultural inputs services for farmers

5. Cleanliness Campaign Sites

(Percentage wise Achievements of Ministries/Departments)

S No	Ministry / Department	Targets	Achievements	Percentage Achievements
1	Department of Posts	24000	24000	100
2	Ministry of Home Affairs	11559	11559	100
3	Ministry of Railways (Railway Board)	10716	10716	100
4	Department of Pharmaceutical	7021	7021	100
5	Department of Defence	5922	5922	100
6	Department of Financial Services	3920	3920	100
7	Ministry of Women and Child Development	2758	2758	100
8	Department of Military Affairs	2668	2668	100
9	Ministry of Road Transport and Highways	2466	2466	100
10	Central Board of Indirect Taxes and Customs	2363	2363	100
11	Ministry of Labour and Employment	1499	1499	100
12	Department of Food and Public Distribution	1271	1271	100
13	Department of School Education and Literacy	1257	1257	100
14	Department of Agriculture Research and Education	1170	1170	100
15	Department of Fertilizers	613	613	100
16	Department of Defence Production	585	585	100
17	Department of Heavy Industry	551	551	100
18	Ministry of Power	535	535	100
19	Department of Telecommunications	500	500	100
20	Ministry of External Affairs	441	441	100
21	Central Board of Direct Taxes (Income Tax)	416	416	100
22	Ministry of Coal	340	340	100
23	Ministry of Information and Broadcasting	336	336	100
24	Ministry of Textiles	333	333	100
25	Ministry of Water Resources, River Development & Ganga Rejuvenation	321	321	100
26	Department of Consumer Affairs	285	285	100
27	Ministry of Steel	280	280	100
28	Department of Personnel and Training	228	228	100
29	Ministry of Culture	225	225	100
30	Ministry of Micro Small and Medium Enterprises	211	211	100
31	Department of Higher Education	189	189	100
32	Department of Science and Technology	180	180	100
33	Department of Chemicals and Petrochemicals	180	180	100
34	Department of Animal Husbandry, Dairying	165	165	100
35	Ministry of Mines	147	147	100
36	Department of Commerce	138	138	100
37	Ministry of Civil Aviation	134	134	100
38	Ministry of Tourism	112	112	100

39	Department of Agriculture, Cooperation and Farmers Welfare	105	105	100
40	Department of Empowerment of Persons with Disabilities	103	103	100
41	Ministry of Statistics and Programme Implementation	86	86	100
42	Ministry of Environment, Forest and Climate Change	73	73	100
43	Ministry of Housing and Urban Affairs	66	66	100
44	Ministry of Earth Sciences	53	53	100
45	Ministry of Tribal Affairs	41	41	100
46	Department of Scientific & Industrial Research	39	39	100
47	Ministry of Development of North Eastern Region	34	34	100
48	Ministry of Corporate Affairs	23	23	100
49	Department of Space	20	20	100
50	Department of Official Language	20	20	100
51	Ministry of Petroleum and Natural Gas	20	20	100
52	Department of Bio Technology	17	17	100
53	Department of Fisheries	15	15	100
54	Department of Land Resources	12	12	100
55	Department for Promotion of Industry and Internal Trade	10	10	100
56	Ministry of New and Renewable Energy	10	10	100
57	Ministry of Minority Affairs	8	8	100
58	Department of Economic Affairs	6	6	100
59	Department of Expenditure	6	6	100
60	Ministry of Electronics & Information Technology	5	5	100
61	Department of Youth Affairs	5	5	100
62	Department of Social Justice and Empowerment	4	4	100
63	Department of Revenue	4	4	100
64	Department of Justice	4	4	100
65	Department of Ex Servicemen Welfare	4	4	100
66	Department of Administrative Reforms and Public Grievances	2	2	100
67	Department of Legal Affairs	1	1	100
68	Ministry of Food Processing Industries	1	1	100
69	Ministry of Drinking Water and Sanitation	1	1	100
70	Department of Health & Family Welfare	1110	1107	99.73
71	Department of Defence Research and Development	110	107	97.27
72	Department of Health Research	169	159	94.08
73	Department of Atomic Energy	78	71	91.03
74	Department of Pension & Pensioners' Welfare	40	35	87.5
75	Department of Sports	133	115	86.47
76	Ministry of Skill Development and Entrepreneurship	15444	12901	83.53

77	Ministry of Shipping	237	196	82.7
78	Ministry of Ayush	88	55	62.5
79	Department of Rural Development	6	3	50
	Total	1,04,248	1,01,582	97.44%

 Percentage Achievements <50%

a. Glimpses of Cleanliness Campaign



Before



After

Cleanliness and beautification at Sabroom Sub Post Office, Agartala; Department of Posts




Before



After

New utility space under renovation at passenger terminal at ICP Attari; Ministry of Home Affairs



Before



After

Unused space converted into Conference Hall, FCI RO Punjab; Department of Food and Public Distribution



Before



After

“Garbage to green” project, AIIMS Bibinagar, Department of Health and Family Welfare



Before



After

Scrap Management as part of Cleanliness at Transport Division, Bangalore; Department of Defence Production



Before



After



Creation of new office space from scrap rooms, IGM Mumbai; Department of Economic Affairs

6. Parameter wise Performance of Ministries/Departments

(Percentage wise Achievements of Ministries/Departments)

a. References from MPs

S No	Ministry / Department	Targets	Achievements	Percentage Achievements
1	Ministry of External Affairs	1962	1962	100
2	Department of School Education and Literacy	358	358	100
3	Department of Rural Development	93	93	100
4	Department of Heavy Industry	37	37	100
5	Ministry of Micro Small and Medium Enterprises	34	34	100
6	Ministry of Earth Sciences	32	32	100
7	Department of Food and Public Distribution	27	27	100
8	Department of Science and Technology	12	12	100
9	Ministry of Steel	12	12	100
10	Department of Fertilizers	9	9	100
11	Ministry of Mines	7	7	100
12	Department of Justice	6	6	100
13	Ministry of Food Processing Industries	5	5	100
14	Department of Consumer Affairs	5	5	100
15	Ministry of Women and Child Development	5	5	100
16	Ministry of Statistics and Programme Implementation	5	5	100
17	Department of Pharmaceutical	3	3	100
18	Ministry of Corporate Affairs	3	3	100
19	Ministry of Civil Aviation	2	2	100
20	Department of Investment & Public Asset Management	1	1	100
21	Department of Empowerment of Persons with Disabilities	66	65	98.48
22	Ministry of Road Transport and Highways	694	677	97.55
23	Ministry of Tribal Affairs	32	31	96.88
24	Department of Expenditure	124	120	96.77
25	Ministry of Skill Development and Entrepreneurship	39	37	94.87
26	Department of Defence Research and Development	13	12	92.31
27	Department of Personnel and Training	32	29	90.63
28	Department of Financial Services	58	51	87.93
29	Ministry of Housing and Urban Affairs	72	63	87.5
30	Central Board of Indirect Taxes and Customs	44	38	86.36
31	Department of Commerce	57	49	85.96
32	Ministry of Coal	13	11	84.62

33	Department of Defence	222	184	82.88
34	Department of Revenue	92	76	82.61
35	Ministry of Minority Affairs	11	9	81.82
36	Ministry of Water Resources, River Development & Ganga Rejuvenation	49	40	81.63
37	Ministry of Textiles	46	37	80.43
38	Department of Ex Servicemen Welfare	24	19	79.17
39	Ministry of Shipping	98	75	76.53
40	Department of Social Justice and Empowerment	29	22	75.86
41	Department of Youth Affairs	20	15	75
42	Ministry of Drinking Water and Sanitation	12	9	75
43	Department of Bio Technology	8	6	75
44	Department of Chemicals and Petrochemicals	4	3	75
45	Legislative Department	4	3	75
46	Ministry of Environment, Forest and Climate Change	96	71	73.96
47	Ministry of Tourism	15	11	73.33
48	Department of Military Affairs	200	146	73
49	Ministry of Labour and Employment	114	82	71.93
50	Department of Economic Affairs	7	5	71.43
51	Department of Land Resources	7	5	71.43
52	Department for Promotion of Industry and Internal Trade	38	27	71.05
53	Ministry of Power	34	24	70.59
54	Department of Health Research	10	7	70
55	Department of Scientific & Industrial Research	3	2	66.67
56	Ministry of Culture	111	70	63.06
57	Department of Agriculture Research and Education	62	39	62.9
58	Ministry of Railways (Railway Board)	6056	3550	58.62
59	Department of Defence Production	20	11	55
60	Ministry of Home Affairs	213	117	54.93
61	Ministry of New and Renewable Energy	6	3	50
62	Department of Posts	81	40	49.38
63	Department of Sports	59	28	47.46
64	Ministry of Ayush	32	14	43.75
65	Department of Agriculture, Cooperation and Farmers Welfare	46	20	43.48
66	Department of Telecommunications	60	26	43.33
67	Department of Higher Education	226	92	40.71
68	Department of Atomic Energy	10	4	40
69	Department of Health & Family Welfare	453	178	39.29
70	Ministry of Information and Broadcasting	184	65	35.33
71	Department of Animal Husbandry, Dairying	61	17	27.87

72	Department of Fisheries	36	10	27.78
73	Ministry of Electronics & Information Technology	33	8	24.24
74	Ministry of Development of North Eastern Region	14	3	21.43
75	Ministry of Petroleum and Natural Gas	120	24	20
76	Department of Space	2	0	0
	Total	12,890	8,998	69.8%

 Percentage Achievements <50%

b. Parliamentary Assurance

S No	Ministry / Department	Targets	Achievements	Percentage Achievements
1	Ministry of External Affairs	7	7	100
2	Department of School Education and Literacy	4	4	100
3	Department of Health Research	2	2	100
4	Department of Agriculture Research and Education	2	2	100
5	Department of Defence Production	1	1	100
6	Ministry of Civil Aviation	17	15	88.24
7	Department of Science and Technology	8	7	87.5
8	Ministry of Water Resources, River Development & Ganga Rejuvenation	19	16	84.21
9	Ministry of Power	21	17	80.95
10	Department of Empowerment of Persons with Disabilities	5	4	80
11	Department of Economic Affairs	19	13	68.42
12	Ministry of Road Transport and Highways	59	40	67.8
13	Department of Justice	6	4	66.67
14	Department of Rural Development	3	2	66.67
15	Ministry of Petroleum and Natural Gas	8	5	62.5
16	Department of Posts	6	3	50
17	Department of Land Resources	4	2	50
18	Ministry of Railways (Railway Board)	124	57	45.97
19	Ministry of Electronics & Information Technology	19	8	42.11
20	Department of Military Affairs	8	3	37.5
21	Ministry of Culture	27	10	37.04
22	Ministry of Housing and Urban Affairs	14	5	35.71
23	Ministry of Tribal Affairs	18	6	33.33
24	Department of Investment & Public Asset Management	3	1	33.33
25	Department of Fertilizers	32	10	31.25
26	Department of Agriculture, Cooperation and Farmers Welfare	16	5	31.25
27	Ministry of Environment, Forest and Climate Change	49	15	30.61
28	Legislative Department	86	25	29.07
29	Department of Pharmaceutical	25	7	28
30	Department of Financial Services	12	3	25
31	Ministry of Labour and Employment	26	6	23.08
32	Ministry of Shipping	27	6	22.22

33	Ministry of Information and Broadcasting	20	4	20
34	Ministry of Coal	10	2	20
35	Department of Health & Family Welfare	37	7	18.92
36	Department of Higher Education	47	8	17.02
37	Department of Bio Technology	6	1	16.67
38	Ministry of Mines	7	1	14.29
39	Department of Telecommunications	23	3	13.04
40	Department of Sports	24	3	12.5
41	Department of Commerce	9	1	11.11
42	Department of Youth Affairs	9	1	11.11
43	Ministry of Women and Child Development	19	2	10.53
44	Department of Defence	31	2	6.45
45	Ministry of Textiles	32	2	6.25
46	Ministry of New and Renewable Energy	23	1	4.35
47	Department of Social Justice and Empowerment	41	1	2.44
48	Ministry of Tourism	50	0	0
49	Ministry of Home Affairs	37	0	0
50	Department for Promotion of Industry and Internal Trade	36	0	0
51	Ministry of Minority Affairs	25	0	0
52	Department of Atomic Energy	23	0	0
53	Ministry of Ayush	20	0	0
54	Ministry of Corporate Affairs	18	0	0
55	Department of Personnel and Training	16	0	0
56	Department of Space	15	0	0
57	Department of Legal Affairs	15	0	0
58	NITI Aayog	12	0	0
59	Ministry of Skill Development and Entrepreneurship	9	0	0
60	Ministry of Earth Sciences	9	0	0
61	Department of Heavy Industry	7	0	0
62	Ministry of Food Processing Industries	5	0	0
63	Department of Food and Public Distribution	4	0	0
64	Department of Fisheries	4	0	0
65	Department of Defence Research and Development	4	0	0
66	Ministry of Parliamentary Affairs	4	0	0
67	Department of Scientific & Industrial Research	3	0	0
68	Department of Expenditure	3	0	0
69	Ministry of Drinking Water and Sanitation	2	0	0

70	Department of Consumer Affairs	2	0	0
71	Central Board of Indirect Taxes and Customs	2	0	0
72	Department of Pension & Pensioners' Welfare	2	0	0
73	Ministry of Development of North Eastern Region	2	0	0
74	Ministry of Statistics and Programme Implementation	2	0	0
75	Department of Revenue	1	0	0
76	Department of Animal Husbandry, Dairying	1	0	0
77	Department of Chemicals and Petrochemicals	1	0	0
Total		1,349	350	25.94%

 Percentage Achievements <50%

c. IMC References (Cabinet Proposals)

S No	Ministry / Department	Targets	Achievements	Percentage Achievements
1	Ministry of Home Affairs	8	8	100
2	Central Board of Direct Taxes (Income Tax)	7	7	100
3	Ministry of Tribal Affairs	6	6	100
4	Department of Justice	5	5	100
5	Department of Economic Affairs	5	5	100
6	Ministry of Water Resources, River Development & Ganga Rejuvenation	5	5	100
7	Ministry of Labour and Employment	4	4	100
8	Department of Empowerment of Persons with Disabilities	4	4	100
9	Department of Financial Services	4	4	100
10	Department of Bio Technology	3	3	100
11	Ministry of New and Renewable Energy	3	3	100
12	Ministry of Micro Small and Medium Enterprises	3	3	100
13	Ministry of Electronics & Information Technology	3	3	100
14	Department of Personnel and Training	3	3	100
15	Department of Telecommunications	3	3	100
16	Department of Pharmaceutical	2	2	100
17	Department of Rural Development	2	2	100
18	Department of Science and Technology	2	2	100
19	Department of Consumer Affairs	2	2	100
20	Ministry of Shipping	2	2	100
21	Department of Social Justice and Empowerment	2	2	100
22	Ministry of Steel	2	2	100
23	Department of Youth Affairs	1	1	100
24	Department of Commerce	1	1	100
25	Department of Military Affairs	1	1	100
26	Department of Agriculture, Cooperation and Farmers Welfare	1	1	100
27	Department of Investment & Public Asset Management	1	1	100
28	Ministry of Drinking Water and Sanitation	1	1	100
29	Department of Food and Public Distribution	1	1	100
30	Ministry of Food Processing Industries	1	1	100
31	Ministry of Culture	1	1	100
32	Ministry of Corporate Affairs	1	1	100
33	Department of Heavy Industry	1	1	100
34	Department of School Education and Literacy	1	1	100


35	Department of Scientific & Industrial Research	1	1	100
36	Ministry of Skill Development and Entrepreneurship	1	1	100
37	Department of Pension & Pensioners' Welfare	1	1	100
38	Ministry of Civil Aviation	1	1	100
39	Ministry of Minority Affairs	1	1	100
40	Department of Expenditure	29	27	93.1
41	Department of Defence	4	3	75
42	Department of Legal Affairs	23	17	73.91
43	Department of Revenue	11	7	63.64
44	Department for Promotion of Industry and Internal Trade	4	2	50
45	Ministry of Housing and Urban Affairs	2	1	50
46	Ministry of Tourism	2	1	50
47	Ministry of Petroleum and Natural Gas	13	5	38.46
48	Ministry of Environment, Forest and Climate Change	14	4	28.57
49	Ministry of Women and Child Development	1	0	0
50	Department of Space	1	0	0
51	Department of Defence Production	1	0	0
52	Ministry of Railways (Railway Board)	1	0	0
Total		203	164	80.78%

 Percentage Achievements <50%

d. State Government References

S No	Ministry / Department	Targets	Achievements	Percentage Achievements
1	Department of Sports	120	120	100
2	Ministry of Road Transport and Highways	28	28	100
3	Department of School Education and Literacy	21	21	100
4	Department of Rural Development	18	18	100
5	Department of Food and Public Distribution	11	11	100
6	Ministry of Mines	10	10	100
7	Department of Telecommunications	6	6	100
8	Department of Social Justice and Empowerment	5	5	100
9	Department of Personnel and Training	5	5	100
10	Ministry of Petroleum and Natural Gas	5	5	100
11	Department of Empowerment of Persons with Disabilities	3	3	100
12	Department of Economic Affairs	2	2	100
13	Ministry of Statistics and Programme Implementation	2	2	100
14	Ministry of Minority Affairs	2	2	100
15	Ministry of Tribal Affairs	1	1	100
16	Department of Expenditure	1	1	100
17	Department of Land Resources	1	1	100
18	Department of Consumer Affairs	1	1	100
19	Department of Atomic Energy	1	1	100
20	Department of Bio Technology	1	1	100
21	Ministry of Corporate Affairs	1	1	100
22	Ministry of Micro Small and Medium Enterprises	111	110	99.1
23	Ministry of Shipping	39	34	87.18
24	Department of Defence	44	36	81.82
25	Ministry of Railways (Railway Board)	224	175	78.13
26	Department of Revenue	149	114	76.51
27	Ministry of New and Renewable Energy	8	6	75
28	Ministry of Women and Child Development	4	3	75
29	Ministry of Drinking Water and Sanitation	4	3	75
30	Ministry of Labour and Employment	51	35	68.63
31	Department of Health & Family Welfare	6	4	66.67
32	Ministry of Housing and Urban Affairs	3	2	66.67
33	Ministry of Environment, Forest and Climate Change	24	15	62.5
34	Department of Military Affairs	8	5	62.5
35	Ministry of Power	12	7	58.33

36	Department of Agriculture, Cooperation and Farmers Welfare	7	4	57.14
37	Department for Promotion of Industry and Internal Trade	18	10	55.56
38	Ministry of Development of North Eastern Region	51	26	50.98
39	Ministry of Skill Development and Entrepreneurship	12	6	50
40	Department of Pharmaceutical	2	1	50
41	Ministry of Coal	2	1	50
42	Ministry of Tourism	9	4	44.44
43	Department of Agriculture Research and Education	3	1	33.33
44	Department of Higher Education	11	3	27.27
45	Ministry of Home Affairs	73	16	21.92
46	Ministry of Culture	21	4	19.05
47	Legislative Department	5	0	0
48	Department of Defence Research and Development	1	0	0
Total		1,147	869	75.76%



Percentage Achievements <50%

e. Public Grievances

S No	Ministry / Department	Targets	Achievements	Percentage Achievements
1	Ministry of Railways (Railway Board)	286033	286033	100
2	Department of Posts	24411	24410	100
3	Department of Health & Family Welfare	15156	15156	100
4	Ministry of Electronics & Information Technology	6890	6890	100
5	Department of School Education and Literacy	5925	5925	100
6	Department of Pension & Pensioners' Welfare	4200	4200	100
7	Department of Social Justice and Empowerment	3440	3440	100
8	Ministry of Home Affairs	3237	3237	100
9	Department of Defence	2178	2178	100
10	Department of Rural Development	2172	2172	100
11	Department of Youth Affairs	2087	2087	100
12	Department of Consumer Affairs	1516	1516	100
13	Ministry of Panchayati Raj	1304	1304	100
14	Department of Administrative Reforms and Public Grievances	1260	1260	100
15	Department of Telecommunications	953	953	100
16	Department of Military Affairs	804	804	100
17	Department of Empowerment of Persons with Disabilities	707	707	100
18	Ministry of Minority Affairs	326	326	100
19	Department of Ex Servicemen Welfare	304	304	100
20	Department of Defence Production	304	304	100
21	Department of Economic Affairs	278	278	100
22	Department of Land Resources	237	237	100
23	Ministry of Culture	222	222	100
24	Department of Defence Research and Development	147	147	100
25	Ministry of Water Resources, River Development & Ganga Rejuvenation	139	139	100
26	Ministry of Tribal Affairs	120	120	100
27	Department of Science and Technology	115	115	100
28	Department of Animal Husbandry, Dairying	84	84	100
29	Ministry of Tourism	80	80	100
30	Ministry of Mines	67	67	100
31	Department of Food and Public Distribution	64	64	100
32	Ministry of Steel	62	62	100
33	Ministry of Micro Small and Medium Enterprises	54	54	100

34	Department of Heavy Industry	45	45	100
35	Department of Fertilizers	31	31	100
36	Department of Investment & Public Asset Management	31	31	100
37	Department of Pharmaceutical	31	31	100
38	Department of Health Research	26	26	100
39	Ministry of Textiles	24	24	100
40	Department of Bio Technology	13	13	100
41	Ministry of Food Processing Industries	11	11	100
42	Department of Chemicals and Petrochemicals	9	9	100
43	Department of Fisheries	9	9	100
44	Department of Public Enterprises	4	4	100
45	Ministry of Development of North Eastern Region	2	2	100
46	Ministry of Road Transport and Highways	1049	1048	99.9
47	Legislative Department	122	121	99.18
48	Ministry of Labour and Employment	3014	2989	99.17
49	Ministry of New and Renewable Energy	142	140	98.59
50	Ministry of Statistics and Programme Implementation	46	45	97.83
51	Department of Expenditure	40	39	97.5
52	Department of Agriculture, Cooperation and Farmers Welfare	391	379	96.93
53	Department of Financial Services	24875	24030	96.6
54	Department of Personnel and Training	951	917	96.42
55	Ministry of Power	222	213	95.95
56	Ministry of Coal	235	224	95.32
57	Department of Agriculture Research and Education	297	283	95.29
58	Department of Official Language	93	88	94.62
59	Department of Justice	1324	1241	93.73
60	Department of Revenue	1053	986	93.64
61	Department of Higher Education	19473	18196	93.44
62	Ministry of Civil Aviation	625	582	93.12
63	Department of Commerce	214	198	92.52
64	Ministry of Shipping	253	234	92.49
65	Ministry of Housing and Urban Affairs	335	309	92.24
66	Department of Space	45	41	91.11
67	Ministry of Petroleum and Natural Gas	1283	1144	89.17
68	Department for Promotion of Industry and Internal Trade	387	341	88.11
69	Ministry of Corporate Affairs	733	644	87.86
70	Ministry of Environment, Forest and Climate Change	1182	1029	87.06
71	Ministry of Women and Child Development	909	791	87.02

72	Ministry of Information and Broadcasting	377	320	84.88
73	Department of Scientific & Industrial Research	111	93	83.78
74	NITI Aayog	24	20	83.33
75	Central Board of Indirect Taxes and Customs	2677	2069	77.29
76	Central Board of Direct Taxes (Income Tax)	40859	31163	76.27
77	Ministry of External Affairs	1158	853	73.66
78	Ministry of Earth Sciences	15	11	73.33
79	Department of Sports	64	42	65.63
80	Ministry of Skill Development and Entrepreneurship	206	132	64.08
81	Department of Atomic Energy	164	101	61.59
82	Ministry of Ayush	492	237	48.17
83	Ministry of Drinking Water and Sanitation	228	90	39.47
84	Department of Legal Affairs	11	0	0
Total		4,70,791	4,56,411	96.94%

 Percentage Achievements <50%

f. Public Grievance Appeals

S No	Ministry / Department	Targets	Achievements	Percentage Achievements
1	Ministry of Railways (Railway Board)	3253	3253	100
2	Department of Rural Development	1193	1193	100
3	Department of Posts	906	906	100
4	Ministry of Labour and Employment	685	685	100
5	Ministry of Road Transport and Highways	603	603	100
6	Department of Military Affairs	194	194	100
7	Ministry of Information and Broadcasting	181	181	100
8	Ministry of Panchayati Raj	174	174	100
9	Ministry of Micro Small and Medium Enterprises	135	135	100
10	Department of School Education and Literacy	104	104	100
11	Ministry of Housing and Urban Affairs	94	94	100
12	Department of Telecommunications	78	78	100
13	Department of Agriculture Research and Education	65	65	100
14	Ministry of External Affairs	52	52	100
15	Ministry of Steel	52	52	100
16	Ministry of Power	49	49	100
17	Ministry of Earth Sciences	42	42	100
18	Ministry of Tribal Affairs	31	31	100
19	Department of Justice	22	22	100
20	Department of Empowerment of Persons with Disabilities	16	16	100
21	Department of Defence Research and Development	15	15	100
22	Department of Ex Servicemen Welfare	12	12	100
23	Department of Pension & Pensioners' Welfare	12	12	100
24	Department of Investment & Public Asset Management	10	10	100
25	Department of Expenditure	10	10	100
26	Department of Land Resources	8	8	100
27	Ministry of New and Renewable Energy	2	2	100
28	Ministry of Electronics & Information Technology	1097	1093	99.64
29	Department of Personnel and Training	1129	1120	99.2
30	Department of Financial Services	5654	5604	99.12
31	Department of Economic Affairs	40	39	97.5
32	Department for Promotion of Industry and Internal Trade	27	26	96.3
33	Ministry of Textiles	21	20	95.24
34	Department of Science and Technology	20	19	95
35	Department of Consumer Affairs	901	841	93.34
36	Ministry of Statistics and Programme Implementation	13	12	92.31

37	Ministry of Drinking Water and Sanitation	71	65	91.55
38	Department of Atomic Energy	104	94	90.38
39	Central Board of Indirect Taxes and Customs	377	336	89.12
40	Department of Space	17	15	88.24
41	Ministry of Minority Affairs	88	76	86.36
42	Ministry of Home Affairs	1889	1471	77.87
43	Department of Higher Education	3685	2745	74.49
44	Ministry of Ayush	78	53	67.95
45	NITI Aayog	6	4	66.67
46	Legislative Department	32	21	65.63
47	Ministry of Civil Aviation	224	145	64.73
48	Ministry of Environment, Forest and Climate Change	156	92	58.97
49	Department of Health & Family Welfare	2885	1559	54.04
50	Department of Agriculture, Cooperation and Farmers Welfare	119	56	47.06
51	Central Board of Direct Taxes (Income Tax)	3099	1216	39.24
52	Department of Commerce	60	23	38.33
53	Department of Official Language	4	1	25
54	Department of Defence Production	240	51	21.25
55	Ministry of Petroleum and Natural Gas	38	3	7.89
56	Department of Revenue	180	0	0
Total		30,252	24,798	81.97%

 Percentage Achievements <50%

g. PMO References

S No	Ministry / Department	Target s	Achievement s	Percentage Achievement s
1	Ministry of Coal	68	68	100
2	Ministry of External Affairs	20	20	100
3	Ministry of Corporate Affairs	16	16	100
4	Ministry of Road Transport and Highways	16	16	100
5	Ministry of Mines	14	14	100
6	Ministry of Tribal Affairs	13	13	100
7	Department of Empowerment of Persons with Disabilities	10	10	100
8	Department of Rural Development	9	9	100
9	Ministry of Steel	8	8	100
10	Ministry of Power	7	7	100
11	Ministry of Development of North Eastern Region	7	7	100
12	Department of School Education and Literacy	6	6	100
13	Ministry of Micro Small and Medium Enterprises	6	6	100
14	Ministry of Tourism	6	6	100
15	Ministry of Water Resources, River Development & Ganga Rejuvenation	4	4	100
16	Department of Pharmaceutical	3	3	100
17	Department of Food and Public Distribution	3	3	100
18	Department of Bio Technology	3	3	100
19	Central Board of Direct Taxes (Income Tax)	2	2	100
20	Department of Defence Production	2	2	100
21	Department of Agriculture, Cooperation and Farmers Welfare	2	2	100
22	Department of Scientific & Industrial Research	2	2	100
23	Ministry of Civil Aviation	2	2	100
24	Ministry of Labour and Employment	1	1	100
25	Department of Agriculture Research and Education	1	1	100
26	Department of Commerce	1	1	100
27	Ministry of Food Processing Industries	1	1	100
28	Department of Financial Services	1	1	100
29	Department of Health Research	1	1	100
30	Central Board of Indirect Taxes and Customs	1	1	100
31	Ministry of Textiles	1	1	100
32	Ministry of Earth Sciences	26	25	96.15
33	Department of Personnel and Training	34	32	94.12

34	Department of Defence	13	12	92.31
35	Ministry of Shipping	47	43	91.49
36	Department of Military Affairs	22	20	90.91
37	Ministry of Electronics & Information Technology	11	10	90.91
38	Department for Promotion of Industry and Internal Trade	27	22	81.48
39	Department of Revenue	50	38	76
40	Department of Economic Affairs	16	12	75
41	Ministry of Railways (Railway Board)	111	81	72.97
42	Ministry of Environment, Forest and Climate Change	83	57	68.67
43	Department of Sports	19	13	68.42
44	Ministry of Housing and Urban Affairs	6	4	66.67
45	Department of Expenditure	3	2	66.67
46	Ministry of Drinking Water and Sanitation	3	2	66.67
47	Ministry of Home Affairs	37	21	56.76
48	Department of Atomic Energy	11	6	54.55
49	Ministry of Culture	15	8	53.33
50	Ministry of Minority Affairs	2	1	50
51	Ministry of New and Renewable Energy	2	1	50
52	Ministry of Women and Child Development	5	2	40
53	Department of Health & Family Welfare	8	3	37.5
54	Department of Telecommunications	3	1	33.33
55	Ministry of Petroleum and Natural Gas	7	2	28.57
56	Department of Higher Education	29	7	24.14
57	Ministry of Information and Broadcasting	5	0	0
58	Ministry of Ayush	3	0	0
59	Department of Fisheries	1	0	0
60	Department of Animal Husbandry, Dairying	1	0	0
61	NITI Aayog	1	0	0
Total		838	660	78.75%

 Percentage Achievements <50%

h. Files Weeded out

S No	Ministry / Department	Targets	Achievements	Percentage Achievements
1	Ministry of External Affairs	675764	675764	100
2	Department of Posts	477939	477939	100
3	Ministry of Home Affairs	292056	292056	100
4	Ministry of Mines	253146	253146	100
5	Ministry of Labour and Employment	120332	120332	100
6	Department of Science and Technology	103803	103803	100
7	Ministry of Corporate Affairs	95322	95322	100
8	Ministry of Women and Child Development	88501	88501	100
9	Ministry of Micro Small and Medium Enterprises	73500	73500	100
10	Ministry of Information and Broadcasting	66938	66938	100
11	Central Board of Direct Taxes (Income Tax)	63732	63732	100
12	Ministry of Railways (Railway Board)	63200	63200	100
13	Department of Personnel and Training	54587	54587	100
14	Department of Heavy Industry	51605	51605	100
15	Central Board of Indirect Taxes and Customs	50442	50442	100
16	Department of Commerce	49959	49959	100
17	Ministry of Steel	43971	43971	100
18	Department of Agriculture, Cooperation and Farmers Welfare	38249	38249	100
19	Ministry of Civil Aviation	32919	32919	100
20	Department of Health & Family Welfare	30120	30120	100
21	Ministry of Skill Development and Entrepreneurship	29254	29254	100
22	Ministry of Power	24521	24521	100
23	Ministry of Water Resources, River Development & Ganga Rejuvenation	21626	21626	100
24	Department of School Education and Literacy	21465	21465	100
25	Department of Fertilizers	19610	19610	100
26	Ministry of Electronics & Information Technology	18392	18392	100
27	Department of Animal Husbandry, Dairying	16834	16834	100
28	Department of Legal Affairs	15000	15000	100
29	Department of Agriculture Research and Education	14095	14095	100
30	Department of Empowerment of Persons with Disabilities	12762	12762	100
31	Ministry of Road Transport and Highways	12612	12612	100
32	Ministry of Textiles	12242	12242	100
33	Ministry of Statistics and Programme Implementation	12221	12221	100

34	Department of Telecommunications	12000	12000	100
35	Department of Defence	10302	10302	100
36	Ministry of Housing and Urban Affairs	10027	10027	100
37	Department of Financial Services	7943	7943	100
38	Department of Pharmaceutical	6902	6902	100
39	Department of Higher Education	5181	5181	100
40	Department of Pension & Pensioners' Welfare	3578	3578	100
41	Department of Space	3300	3300	100
42	Ministry of Culture	2695	2695	100
43	Department of Chemicals and Petrochemicals	2132	2132	100
44	Department of Rural Development	2119	2119	100
45	Department of Health Research	1759	1759	100
46	Department of Justice	1724	1724	100
47	Department of Economic Affairs	1722	1722	100
48	Ministry of Earth Sciences	1631	1631	100
49	Ministry of New and Renewable Energy	1596	1596	100
50	Ministry of Coal	1570	1570	100
51	Department of Food and Public Distribution	1276	1276	100
52	NITI Aayog	1204	1204	100
53	Department of Official Language	1085	1085	100
54	Department of Administrative Reforms and Public Grievances	1002	1002	100
55	Department of Defence Production	576	576	100
56	Department of Public Enterprises	576	576	100
57	Ministry of Development of North Eastern Region	550	550	100
58	Department of Sports	434	434	100
59	Department of Ex Servicemen Welfare	359	359	100
60	Department of Expenditure	316	316	100
61	Ministry of Tourism	268	268	100
62	Department of Investment & Public Asset Management	247	247	100
63	Department of Social Justice and Empowerment	233	233	100
64	Department of Land Resources	229	229	100
65	Ministry of Parliamentary Affairs	226	226	100
66	Department of Revenue	225	225	100
67	Ministry of Food Processing Industries	200	200	100
68	Ministry of Tribal Affairs	183	183	100
69	Department of Fisheries	163	163	100
70	Department of Youth Affairs	50	50	100
71	Ministry of Petroleum and Natural Gas	28	28	100
72	Department for Promotion of Industry and Internal Trade	183884	183743	99.92

73	Department of Military Affairs	271327	271012	99.88
74	Department of Bio Technology	40137	39599	98.66
75	Ministry of Shipping	72465	70514	97.31
76	Department of Defence Research and Development	35807	33504	93.57
77	Ministry of Environment, Forest and Climate Change	36325	33608	92.52
78	Department of Consumer Affairs	12335	11335	91.89
79	Department of Atomic Energy	31441	28236	89.81
80	Department of Scientific & Industrial Research	16001	13241	82.75
Total		37,42,031	37,27,101	99.6%

 Percentage Achievements <50%

i. Revenue Earned

S No	Ministry / Department	Revenue Earned (By Scrap Disposal) (In Rs)
1	Department of Military Affairs	2,12,68,27,950
2	Ministry of Coal	48,51,28,850
3	Ministry of Railways (Railway Board)	33,05,00,000
4	Ministry of Shipping	15,37,21,045
5	Department of Defence Production	13,06,61,431
6	Ministry of Petroleum and Natural Gas	6,50,00,000
7	Department of Financial Services	5,75,56,452
8	Department of Heavy Industry	5,71,65,341
9	Ministry of Mines	4,00,20,768
10	Ministry of Information and Broadcasting	3,71,66,846
11	Ministry of Civil Aviation	2,65,91,760
12	Ministry of Home Affairs	2,19,03,629
13	Department of Posts	1,83,43,945
14	Department of Atomic Energy	1,81,59,597
15	Department of Telecommunications	1,78,33,514
16	Department of Empowerment of Persons with Disabilities	1,30,85,108
17	Department of Higher Education	1,19,83,562
18	Department of Fertilizers	1,16,00,000
19	Ministry of Environment, Forest and Climate Change	98,64,675
20	Ministry of Water Resources, River Development & Ganga Rejuvenation	68,17,887
21	Department of Scientific & Industrial Research	59,28,101
22	Department of Bio Technology	52,53,603
23	Department of Commerce	50,33,534
24	Ministry of External Affairs	48,23,144
25	Ministry of Statistics and Programme Implementation	45,53,771
26	Ministry of Textiles	44,46,467
27	Ministry of Electronics & Information Technology	42,83,008
28	Department of Agriculture Research and Education	40,82,916
29	Ministry of Culture	39,01,746
30	Department of Science and Technology	29,92,610
31	Ministry of Labour and Employment	29,34,943
32	Department of Agriculture, Cooperation and Farmers Welfare	22,93,773
33	Ministry of Corporate Affairs	22,07,264
34	Central Board of Direct Taxes (Income Tax)	19,05,667

35	Department of School Education and Literacy	18,54,247
36	Ministry of Skill Development and Entrepreneurship	17,39,509
37	Ministry of Micro Small and Medium Enterprises	16,86,343
38	Department of Consumer Affairs	9,05,277
39	Ministry of Road Transport and Highways	7,09,474
40	Central Board of Indirect Taxes and Customs	6,81,997
41	Ministry of Housing and Urban Affairs	5,84,760
42	Department of Defence	5,31,786
43	Department of Health & Family Welfare	5,06,053
44	Department of Rural Development	4,35,531
45	Ministry of Panchayati Raj	4,13,978
46	Department of Personnel and Training	3,60,472
47	Ministry of Earth Sciences	3,52,350
48	Department of Animal Husbandry, Dairying	3,50,000
49	Ministry of Minority Affairs	3,15,000
50	Ministry of Women and Child Development	2,82,655
51	Department of Expenditure	2,18,200
52	Department of Chemicals and Petrochemicals	1,93,600
53	Ministry of Food Processing Industries	1,85,000
54	Ministry of New and Renewable Energy	1,72,100
55	Department of Fisheries	1,64,588
56	Department of Food and Public Distribution	145,400
57	Department of Legal Affairs	1,38,960
58	Ministry of Parliamentary Affairs	1,23,810
59	Department for Promotion of Industry and Internal Trade	1,09,500
60	Ministry of Development of North Eastern Region	1,07,697
61	Department of Pharmaceutical	95,000
62	Department of Justice	89,500
63	Ministry of Steel	80,000
64	Department of Social Justice and Empowerment	53,122
65	Department of Economic Affairs	50,000
66	Department of Administrative Reforms and Public Grievances	48,500
67	Department of Investment & Public Asset Management	25,100
68	Department of Health Research	20,409
69	NITI Aayog	16,065
	Total	Rs 3,70,83,18,890

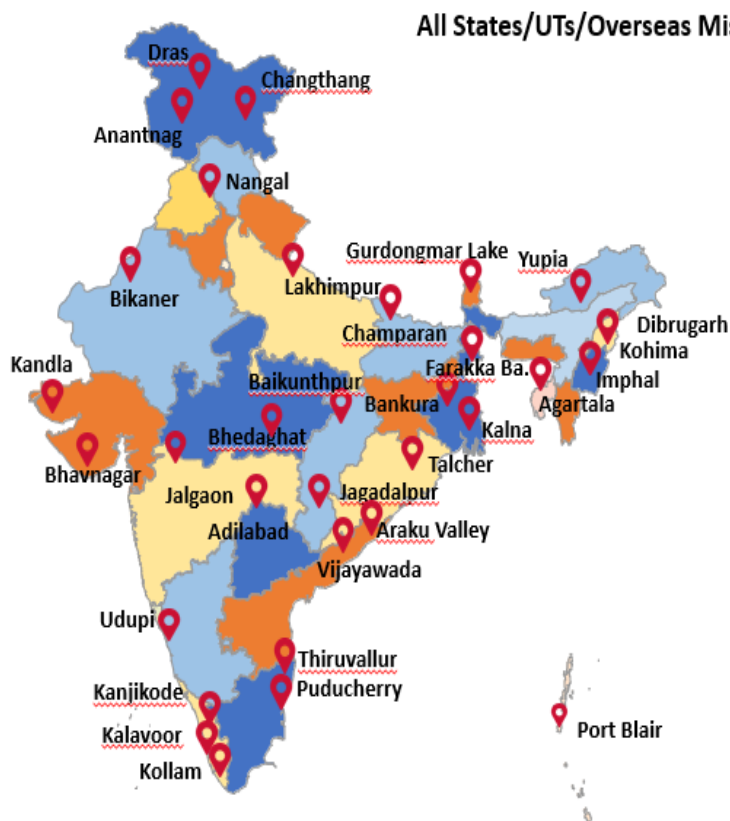
j. Space Freed

S No	Ministry / Department	Space Freed (In Sq. ft)
1	Ministry of Coal	30,23,788
2	Department of Heavy Industry	20,32,867
3	Department of Scientific & Industrial Research	11,36,371
4	Department of Financial Services	6,23,102
5	Department of Defence Production	1,98,048
6	Department of Military Affairs	1,85,887
7	Ministry of Information and Broadcasting	1,75,447
8	Ministry of Labour and Employment	1,52,616
9	Ministry of Mines	1,14,084
10	Ministry of Culture	1,06,680
11	Department of Posts	1,01,246
12	Ministry of Home Affairs	98,486
13	Department of Atomic Energy	84,904
14	Department of Science and Technology	68,514
15	Central Board of Direct Taxes (Income Tax)	67,081
16	Ministry of Water Resources, River Development & Ganga Rejuvenation	65,844
17	Department of Bio Technology	65,559
18	Central Board of Indirect Taxes and Customs	65,467
19	Department of Agriculture Research and Education	53,256
20	Ministry of Textiles	48,798
21	Ministry of External Affairs	44,621
22	Ministry of Civil Aviation	42,786
23	Ministry of Environment, Forest & Climate Change	40,218
24	Department of School Education and Literacy	39,319
25	Ministry of Skill Development & Entrepreneurship	39,123
26	Ministry of Shipping	24,229
27	Department of Fertilizers	22,011
28	Department of Health & Family Welfare	21,660
29	Department of Agriculture, Cooperation and Farmers Welfare	20,508
30	Ministry of Railways (Railway Board)	20,349
31	Department of Telecommunications	20,000
32	Department of Commerce	17,786
33	Department of Chemicals and Petrochemicals	16,000
34	Ministry of Electronics & Information Technology	15,000
35	Ministry of Earth Sciences	14,400
36	Department of Space	13,000
37	Department of Empowerment of Persons with Disabilities	12,771
38	Ministry of Petroleum and Natural Gas	12,000

39	Ministry of Micro Small and Medium Enterprises	11,480
40	Department of Personnel and Training	10,718
41	Department of Defence	7,475
42	Department of Consumer Affairs	7,019
43	Department of Defence Research & Development	6,625
44	Department of Economic Affairs	5,000
45	Department of Sports	4,500
46	Department for Promotion of Industry and Internal Trade	3,212
47	Ministry of Housing and Urban Affairs	2,968
48	Ministry of Power	2,820
49	Department of Legal Affairs	2,500
50	Ministry of Food Processing Industries	2,200
51	Ministry of Women and Child Development	2,188
52	Ministry of Road Transport and Highways	1,936
53	Department of Social Justice and Empowerment	1,500
54	Department of Higher Education	1,500
55	Department of Justice	1,089
56	Department of Fisheries	800
57	Department of Animal Husbandry, Dairying	756
58	Ministry of Drinking Water and Sanitation	600
59	Ministry of Steel	568
60	Ministry of Panchayati Raj	530
61	Ministry of Minority Affairs	500
62	Department of Pharmaceutical	480
63	NITI Aayog	468
64	Ministry of Statistics and Programme Implementation	407
65	Department of Health Research	300
66	Department of Ex Servicemen Welfare	275
67	Department of Investment & Public Asset Management	227
68	Ministry of Corporate Affairs	205
69	Department of Administrative Reforms and Public Grievances	200
70	Department of Expenditure	200
71	Department of Revenue	100
72	Legislative Department	100
73	Department of Rural Development	70
74	Department of Food and Public Distribution	53
75	Ministry of New and Renewable Energy	49
76	Department of Youth Affairs	29
77	Department of Pension & Pensioners' Welfare	20
Total		89,85,493 sq. ft

At a Glance

Geographical Extent of the Campaign



Geographical Extent

1. Railway Stations: Vijayawada
2. Post Offices: Agartala
3. Krishi Vigyan Kendras: Ranchi
4. Army/CPMFs- Dras, Changthang Valley
5. PM Kisan Samruddhi Kendras- Panipat
6. AnSI Sites- Jagdalpur, Port Blair
7. Pension Offices- Guwahati
8. Airport- Bikaner, Jalgaon
9. Ports- Cochin, Kandla
10. Coal Fields- Talcher



सत्यमेव जयते

Department of Administrative Reforms and Public Grievances

Government of India

5th Floor, Sardar Patel Bhawan, Sansad Marg, New Delhi- 110001